



Novi Pujiastuti Ramadhani

088213566576, noviramadhani3011@gmail.com, linkedin.com/in/Novi-Pujiastuti
Ramadhani

Jalan Swadaya II Kp. Utan Maleo Bintaro Sektor 9 No.15, RT.3/RW.003, Kec. Pondok
Aren, Kota Tangerang Selatan, Banten.

Mahasiswa aktif semester 7 dengan IPK 3,69 pada Program Studi Manajemen, memiliki ketertarikan yang besar serta berpengalaman pada bidang Finance dan Administrasi. Memiliki keterampilan komunikasi, kerja tim, dan manajemen waktu yang kuat dan telah menggunakan keterampilan tersebut untuk mencapai target yang ditetapkan oleh tempat saya magang sebelumnya. Saya ingin memanfaatkan keterampilan dan pengalaman saya untuk menangani masalah dan memberikan solusi dalam pekerjaan saya. Selain itu, saya ingin bekerja dengan profesional lain untuk meningkatkan keterampilan saya yang akan memungkinkan saya untuk berkontribusi lebih lanjut di bidang Finance dan Administrasi.

PENGALAMAN KERJA

Unit Jaya Softskills Development Program (JSDP) Universitas Pembangunan Jaya

Maret 2022 – Juni 2023

Staff Administrasi, Pegawai Magang

1. Melakukan verifikasi data pada sistem
2. Membuat pelatihan tentang JSDP kepada mahasiswa
3. Mengarsipkan dokumen
4. Melakukan pengecekan keaslian dokumen yang masuk pada sistem
5. Mengatur postingan pada Instagram JSDP
6. Membuat konten untuk postingan sosial media Instagram JSDP

Social Media Specialist - Universitas Pembangunan Jaya

Januari 2022 - Agustus 2022

Spesialis media sosial mengelola platform online khususnya Instagram, mengkurasi konten, terlibat dengan audiens, dan menganalisis tren. Menciptakan strategi yang berdampak, menjadwalkan posting, dan memantau interaksi untuk meningkatkan kehadiran merek. Berkolaborasi dengan tim, mereka memastikan pengiriman pesan yang konsisten, beradaptasi dengan lanskap digital yang berkembang. Dengan kreativitas dan wawasan berbasis data, mereka memupuk koneksi yang bermakna, mendorong loyalitas, dan pertumbuhan merek.

**Bank BJB Kantor Cabang Tangerang Selatan
Juni – Agustus 2024**

Account Officer Commercial, Pegawai Magang

Uraian Pekerjaan:

1. Membuat Nota Analisis Pelaksanaan atau Pemeliharaan Bank Garansi.
2. Membuat surat keputusan bank garansi.
3. Membuat nota persetujuan pemberian jaminan oleh bank.
4. Membuat nota seperti nota pengurus perusahaan.
5. Membuat dokumen nota pemindahan buku rekening perusahaan.
6. Membuat laporan keuangan rekening koran yayasan atau perusahaan.
7. Menganalisis kelayakan kredit calon nasabah perusahaan.
8. Membuat surat perintah tetap perusahaan.
9. Membuat surat konfirmasi kontrak perusahaan.
10. Menyusun laporan penyerahan bank garansi masing-masing perusahaan.
11. Mengevaluasi risiko kredit yang terkait dengan setiap transaksi.

PENDIDIKAN

Manajemen Universitas Pembangunan Jaya

[Sarjana Manajemen : GPA. 3,69]

2021-Sekarang

1. Peserta lomba Business Model Canvas Nasional Competition.
2. Anggota panitia divisi Sponsorship & Mediapartner Pekan Raya Manajemen 2023.
3. Penulis Artikel ilmiah pada bidang Manajemen Sumber Daya Manusia pada jurnal terakreditasi Sinta.
4. Anggota panitia divisi Kesehatan PRIMA UPJ 2022.

SKILL

- **Hard Skills:** Desain Grafis, Analisis
- **Soft Skill:** Komunikasi, Kepemimpinan, Etika Kerja, Time management, Berpikir Kritis
- **Software Skill:** Microsoft Office, Canva

Lampiran 2. 1 Sampel Penelitian

No.	Kode Saham	Nama Perusahaan
1.	AMRT	Sumber Alfaria Trijaya Tbk.
2.	DAYA	Duta Intidaya Tbk.
3.	DMND	Diamond Food Indonesia Tbk.
4.	EPMT	Enseval Putera Megatrading Tbk.
5.	HERO	Hero Supermarket Tbk.
6.	KMDS	Kurniamitra Duta Sentosa Tbk.
7.	MIDI	Midi Utama Indonesia Tbk.
8.	MPPA	Matahari Putra Prima Tbk.
9.	PCAR	Prima Cakrawala Abadi Tbk.
10.	RANC	Supra Boga Lestari Tbk.
11.	SDPC	Millenium Pharmacon International Tbk.
12.	WICO	Wicaksana Overseas International Tbk.



Lampiran 3. 1 Tabulasi Data Penelitian

Code	Tahun	Nama Perusahaan	Current Ratio	Return On Equity	Sales Growth	Total Asset Turnover	Debt to Equity Ratio
AMRT	2021	PT. Sumber Alfaria Trijaya Tbk.	0,867846242	0,221222991	0,119712442	3,0881312	2,058327673
AMRT	2022	PT. Sumber Alfaria Trijaya Tbk.	0,900798839	0,253470148	0,14157569	3,152405108	1,680419455
AMRT	2023	PT. Sumber Alfaria Trijaya Tbk.	1,003646369	0,221838945	0,103379205	3,12282052	1,180563317
DAYA	2021	PT. Duta Intidaya Tbk.	0,671569867	-0,718739172	0,095968458	1,409463424	8,578664832
DAYA	2022	PT. Duta Intidaya Tbk.	0,706820468	-1,175822267	0,195915196	1,689574589	19,19763967
DAYA	2023	PT. Duta Intidaya Tbk.	0,730207963	-0,919410166	0,330937148	2,241414093	38,17211878
DMND	2021	PT. Diamond Food Indonesia Tbk.	3,583644527	0,070022578	0,141332421	1,107416257	0,254594341
DMND	2022	PT. Diamond Food Indonesia Tbk.	3,25812658	0,070612918	0,213379721	1,230212653	0,271107738
DMND	2023	PT. Diamond Food Indonesia Tbk.	3,557544847	0,054714106	0,091961633	1,289253622	0,228945363
EPMT	2021	PT. Enseval Putera Megatrading Tbk.	2,93734536	0,123594384	0,138757117	2,638640164	0,421064949
EPMT	2022	PT. Enseval Putera Megatrading Tbk.	2,781938487	0,11804918	0,091678498	2,694340198	0,457397321
EPMT	2023	PT. Enseval Putera Megatrading Tbk.	2,601121591	0,094325902	0,017139765	2,602068791	0,501247421
HERO	2021	PT. Hero Supermarket Tbk.	0,772897455	-1,102659587	-0,608577563	0,554908444	6,179414525
HERO	2022	PT. Hero Supermarket Tbk.	0,755310885	0,063008854	0,274454955	0,642012009	6,366258482
HERO	2023	PT. Hero Supermarket Tbk.	0,479949579	-0,093065948	0,148951905	0,88403004	3,060373686
KMDS	2021	PT. Kurniamitra Duta Sentosa Tbk.	2,93073181	0,184652743	0,777553223	1,07563703	0,202149689
KMDS	2022	PT. Kurniamitra Duta Sentosa Tbk.	3,174714248	0,259319027	0,352661435	1,361255313	0,260688997
KMDS	2023	PT. Kurniamitra Duta Sentosa Tbk.	4,590687639	0,24680537	0,0651342	1,379935687	0,180826448
MIDI	2021	PT. Midi Utama Indonesia Tbk.	0,686863833	0,170276623	0,073013629	2,141236088	2,924982537
MIDI	2022	PT. Midi Utama Indonesia Tbk.	0,762963588	0,200893731	0,150148159	2,262609578	2,475640085
MIDI	2023	PT. Midi Utama Indonesia Tbk.	0,94723147	0,131968488	0,110569397	2,228475353	0,990093379
MPPA	2021	PT. Matahari Putra Prima Tbk.	0,844745349	-0,577592594	-0,013543427	1,431080351	6,957645811
MPPA	2022	PT. Matahari Putra Prima Tbk.	0,671333158	-2,587891601	0,054439657	1,854100179	21,79809297
MPPA	2023	PT. Matahari Putra Prima Tbk.	0,749020621	-0,985317667	-0,014638769	1,898910272	13,05127433
PCAR	2021	PT. Prima Cakrawala Abadi Tbk.	2,28123806	0,019669396	2,472852193	1,484852786	0,676288342
PCAR	2022	PT. Prima Cakrawala Abadi Tbk.	2,374224749	0,080629084	0,410566825	2,2205052	0,68049239
PCAR	2023	PT. Prima Cakrawala Abadi Tbk.	4,470691436	0,137719641	0,199975486	2,620129493	0,564408327
RANC	2021	PT. Supra Boga Lestari Tbk.	0,901683058	0,019403404	-0,041139667	1,909699104	1,981943096
RANC	2022	PT. Supra Boga Lestari Tbk.	0,83768834	-0,196294795	0,00391248	2,140277135	2,177613693
RANC	2023	PT. Supra Boga Lestari Tbk.	0,782787603	-0,404584435	-0,032639498	2,248430176	3,168535795
SDPC	2021	PT. Millenium Pharmacon International	1,135494848	0,040388479	0,130586549	2,477523528	4,090677918
SDPC	2022	PT. Millenium Pharmacon International	1,131100669	0,094488594	0,070925149	2,283854596	4,413093412
SDPC	2023	PT. Millenium Pharmacon International	1,124826531	0,119119939	0,05082574	2,051322884	4,904224878
WICO	2021	Wicaksana Overseas International	1,053326167	-1,230376999	-0,170135046	4,190555609	5,554179096
WICO	2022	Wicaksana Overseas International	0,883290816	-8,07166671	-0,370037229	3,709672456	24,5590704
WICO	2023	Wicaksana Overseas International	0,771821095	-19,47237225	-0,121092035	4,45869337	54,97976112

Lampiran 4. 1 *Current Ratio (CR)*

Code	Tahun	Nama Perusahaan	Current Asset		Current Liabilities		Current Ratio
AMRT	2021	PT. Sumber Alfaria Trijaya Tbk.	Rp	14.211.903.000.000	Rp	16.376.061.000.000	0,8678
AMRT	2022	PT. Sumber Alfaria Trijaya Tbk.	Rp	15.664.200.000.000	Rp	17.389.232.000.000	0,9008
AMRT	2023	PT. Sumber Alfaria Trijaya Tbk.	Rp	17.325.874.000.000	Rp	17.262.927.000.000	1,0036
DAYA	2021	PT. Duta Intidaya Tbk.	Rp	342.889.066.000	Rp	510.578.397.000	0,6716
DAYA	2022	PT. Duta Intidaya Tbk.	Rp	406.127.403.000	Rp	574.583.535.000	0,7068
DAYA	2023	PT. Duta Intidaya Tbk.	Rp	433.142.341.000	Rp	593.176.688.000	0,7302
DMND	2021	PT. Diamond Food Indonesia Tbk.	Rp	3.965.274.000.000	Rp	1.106.492.000.000	3,5836
DMND	2022	PT. Diamond Food Indonesia Tbk.	Rp	4.275.936.000.000	Rp	1.312.391.000.000	3,2581
DMND	2023	PT. Diamond Food Indonesia Tbk.	Rp	4.138.435.000.000	Rp	1.163.284.000.000	3,5575
EPMT	2021	PT. Enseval Putera Megatrading Tbk.	Rp	8.128.487.195.074	Rp	2.767.290.257.087	2,9373
EPMT	2022	PT. Enseval Putera Megatrading Tbk.	Rp	8.783.144.098.407	Rp	3.157.202.842.675	2,7819
EPMT	2023	PT. Enseval Putera Megatrading Tbk.	Rp	9.247.469.256.514	Rp	3.555.185.304.448	2,6011
HERO	2021	PT. Hero Supermarket Tbk.	Rp	2.513.352.000.000	Rp	3.251.857.000.000	0,7729
HERO	2022	PT. Hero Supermarket Tbk.	Rp	2.859.570.000.000	Rp	3.785.951.000.000	0,7553
HERO	2023	PT. Hero Supermarket Tbk.	Rp	1.629.628.000.000	Rp	3.395.415.000.000	0,4799
KMDS	2021	PT. Kurniamitra Duta Sentosa Tbk.	Rp	96.106.825.041	Rp	32.792.773.709	2,9307
KMDS	2022	PT. Kurniamitra Duta Sentosa Tbk.	Rp	141.029.077.168	Rp	44.422.605.041	3,1747
KMDS	2023	PT. Kurniamitra Duta Sentosa Tbk.	Rp	150.751.995.822	Rp	32.838.652.435	4,5907
MIDI	2021	PT. Midi Utama Indonesia Tbk.	Rp	2.535.858.000.000	Rp	3.691.937.000.000	0,6869
MIDI	2022	PT. Midi Utama Indonesia Tbk.	Rp	2.873.858.000.000	Rp	3.766.704.000.000	0,7630
MIDI	2023	PT. Midi Utama Indonesia Tbk.	Rp	3.185.637.000.000	Rp	3.363.103.000.000	0,9472
MPPA	2021	PT. Matahari Putra Prima Tbk.	Rp	2.063.277.000.000	Rp	2.442.484.000.000	0,8447
MPPA	2022	PT. Matahari Putra Prima Tbk.	Rp	1.543.309.000.000	Rp	2.298.872.000.000	0,6713
MPPA	2023	PT. Matahari Putra Prima Tbk.	Rp	1.626.520.000.000	Rp	2.171.529.000.000	0,7490
PCAR	2021	PT. Prima Cakrawala Abadi Tbk.	Rp	64.337.480.157	Rp	28.202.878.644	2,2812
PCAR	2022	PT. Prima Cakrawala Abadi Tbk.	Rp	55.296.068.186	Rp	23.290.157.438	2,3742
PCAR	2023	PT. Prima Cakrawala Abadi Tbk.	Rp	70.846.464.279	Rp	15.846.869.617	4,4707
RANC	2021	PT. Supra Boga Lestari Tbk.	Rp	570.901.473.128	Rp	633.150.936.994	0,9017
RANC	2022	PT. Supra Boga Lestari Tbk.	Rp	519.796.958.062	Rp	620.513.540.875	0,8377
RANC	2023	PT. Supra Boga Lestari Tbk.	Rp	519.333.038.000	Rp	663.440.550.000	0,7828
SDPC	2021	PT. Millenium Pharmacon International	Rp	1.070.304.631.909	Rp	942.588.716.838	1,1355
SDPC	2022	PT. Millenium Pharmacon International	Rp	1.258.958.579.876	Rp	1.113.038.489.125	1,1311
SDPC	2023	PT. Millenium Pharmacon International	Rp	1.447.652.336.556	Rp	1.287.000.525.182	1,1248
WICO	2021	Wicaksana Overseas International	Rp	528.831.600.136	Rp	502.058.732.263	1,0533
WICO	2022	Wicaksana Overseas International	Rp	361.931.943.285	Rp	409.753.998.155	0,8833
WICO	2023	Wicaksana Overseas International	Rp	237.214.805.098	Rp	307.344.288.318	0,7718

Lampiran 5. 1 *Return on Equity (ROE)*

Code	Tahun	Nama Perusahaan	Earning After Interest & Tax		Equity		Return on Equity
AMRT	2021	PT. Sumber Alfaria Trijaya Tbk.	Rp	1.988.750.000.000	Rp	8.989.798.000.000	0,2212
AMRT	2022	PT. Sumber Alfaria Trijaya Tbk.	Rp	2.907.478.000.000	Rp	11.470.692.000.000	0,2535
AMRT	2023	PT. Sumber Alfaria Trijaya Tbk.	Rp	3.484.025.000.000	Rp	15.705.200.000.000	0,2218
DAYA	2021	PT. Duta Intidaya Tbk.	-Rp	51.708.764.000	Rp	71.943.712.000	-0,7187
DAYA	2022	PT. Duta Intidaya Tbk.	-Rp	40.023.559.000	Rp	34.038.783.000	-1,1758
DAYA	2023	PT. Duta Intidaya Tbk.	-Rp	16.188.988.000	Rp	17.608.015.000	-0,9194
DMND	2021	PT. Diamond Food Indonesia Tbk.	Rp	351.470.000.000	Rp	5.019.381.000.000	0,0700
DMND	2022	PT. Diamond Food Indonesia Tbk.	Rp	382.105.000.000	Rp	5.411.262.000.000	0,0706
DMND	2023	PT. Diamond Food Indonesia Tbk.	Rp	319.078.000.000	Rp	5.831.732.000.000	0,0547
EPMT	2021	PT. Enseval Putera Megatrading Tbk.	Rp	846.240.999.497	Rp	6.846.921.143.922	0,1236
EPMT	2022	PT. Enseval Putera Megatrading Tbk.	Rp	842.590.883.679	Rp	7.137.625.893.943	0,1180
EPMT	2023	PT. Enseval Putera Megatrading Tbk.	Rp	688.374.430.004	Rp	7.297.830.360.245	0,0943
HERO	2021	PT. Hero Supermarket Tbk.	-Rp	963.526.000.000	Rp	873.820.000.000	-1,1027
HERO	2022	PT. Hero Supermarket Tbk.	Rp	59.111.000.000	Rp	938.138.000.000	0,0630
HERO	2023	PT. Hero Supermarket Tbk.	-Rp	132.165.000.000	Rp	1.420.122.000.000	-0,0931
KMDS	2021	PT. Kurniamitra Duta Sentosa Tbk.	Rp	33.530.231.755	Rp	181.585.343.241	0,1847
KMDS	2022	PT. Kurniamitra Duta Sentosa Tbk.	Rp	47.993.345.719	Rp	185.074.524.724	0,2593
KMDS	2023	PT. Kurniamitra Duta Sentosa Tbk.	Rp	51.239.892.562	Rp	207.612.551.051	0,2468
MIDI	2021	PT. Midi Utama Indonesia Tbk.	Rp	275.221.000.000	Rp	1.616.317.000.000	0,1703
MIDI	2022	PT. Midi Utama Indonesia Tbk.	Rp	399.121.000.000	Rp	1.986.727.000.000	0,2009
MIDI	2023	PT. Midi Utama Indonesia Tbk.	Rp	516.318.000.000	Rp	3.912.434.000.000	0,1320
MPPA	2021	PT. Matahari Putra Prima Tbk.	-Rp	337.548.000.000	Rp	584.405.000.000	-0,5776
MPPA	2022	PT. Matahari Putra Prima Tbk.	-Rp	429.634.000.000	Rp	166.017.000.000	-2,5879
MPPA	2023	PT. Matahari Putra Prima Tbk.	-Rp	255.350.000.000	Rp	259.155.000.000	-0,9853
PCAR	2021	PT. Prima Cakrawala Abadi Tbk.	Rp	1.278.943.527	Rp	65.022.002.999	0,0197
PCAR	2022	PT. Prima Cakrawala Abadi Tbk.	Rp	4.932.754.628	Rp	61.178.353.928	0,0806
PCAR	2023	PT. Prima Cakrawala Abadi Tbk.	Rp	9.204.103.933	Rp	66.832.180.628	0,1377
RANC	2021	PT. Supra Boga Lestari Tbk.	Rp	9.838.767.784	Rp	507.064.006.771	0,0194
RANC	2022	PT. Supra Boga Lestari Tbk.	-Rp	83.668.234.859	Rp	426.237.663.973	-0,1963
RANC	2023	PT. Supra Boga Lestari Tbk.	-Rp	121.047.971.000	Rp	299.190.875.000	-0,4046
SDPC	2021	PT. Millenium Pharmacon International	Rp	9.571.235.584	Rp	236.979.349.790	0,0404
SDPC	2022	PT. Millenium Pharmacon International	Rp	24.464.054.875	Rp	258.910.138.345	0,0945
SDPC	2023	PT. Millenium Pharmacon International	Rp	33.081.201.848	Rp	277.713.387.566	0,1191
WICO	2021	Wicaksana Overseas International	-Rp	115.139.460.313	Rp	93.580.634.534	-1,2304
WICO	2022	Wicaksana Overseas International	-Rp	137.839.403.241	Rp	17.076.944.353	-8,0717
WICO	2023	Wicaksana Overseas International	-Rp	111.023.368.335	Rp	5.701.584.118	-19,4724

Lampiran 6. 1 *Sales Growth (SG)*

Code	Tahun	Nama Perusahaan	Total Pendapatan	Total Pendapatan T - 1	Sales Growth
AMRT	2021	PT. Sumber Alfaria Trijaya Tbk.	Rp 84.904.301.000.000	Rp 75.826.880.000.000	0,1197
AMRT	2022	PT. Sumber Alfaria Trijaya Tbk.	Rp 96.924.686.000.000	Rp 84.904.301.000.000	0,1416
AMRT	2023	PT. Sumber Alfaria Trijaya Tbk.	Rp 106.944.683.000.000	Rp 96.924.686.000.000	0,1034
DAYA	2021	PT. Duta Intidaya Tbk.	Rp 971.296.065.000	Rp 886.244.543.000	0,0960
DAYA	2022	PT. Duta Intidaya Tbk.	Rp 1.161.587.724.000	Rp 971.296.065.000	0,1959
DAYA	2023	PT. Duta Intidaya Tbk.	Rp 1.546.000.252.000	Rp 1.161.587.724.000	0,3309
DMND	2021	PT. Diamond Food Indonesia Tbk.	Rp 6.973.718.000.000	Rp 6.110.155.000.000	0,1413
DMND	2022	PT. Diamond Food Indonesia Tbk.	Rp 8.461.768.000.000	Rp 6.973.718.000.000	0,2134
DMND	2023	PT. Diamond Food Indonesia Tbk.	Rp 9.239.926.000.000	Rp 8.461.768.000.000	0,0920
EPMT	2021	PT. Enseval Putera Megatrading Tbk.	Rp 25.673.756.765.637	Rp 22.545.419.368.639	0,1388
EPMT	2022	PT. Enseval Putera Megatrading Tbk.	Rp 28.027.488.218.598	Rp 25.673.756.765.637	0,0917
EPMT	2023	PT. Enseval Putera Megatrading Tbk.	Rp 28.507.872.779.591	Rp 28.027.488.218.598	0,0171
HERO	2021	PT. Hero Supermarket Tbk.	Rp 3.481.227.000.000	Rp 8.893.785.000.000	-0,6086
HERO	2022	PT. Hero Supermarket Tbk.	Rp 4.436.667.000.000	Rp 3.481.227.000.000	0,2745
HERO	2023	PT. Hero Supermarket Tbk.	Rp 5.097.517.000.000	Rp 4.436.667.000.000	0,1490
KMDS	2021	PT. Kurniamitra Duta Sentosa Tbk.	Rp 234.803.780.392	Rp 132.093.811.543	0,7776
KMDS	2022	PT. Kurniamitra Duta Sentosa Tbk.	Rp 317.610.018.585	Rp 234.803.780.392	0,3527
KMDS	2023	PT. Kurniamitra Duta Sentosa Tbk.	Rp 338.297.293.202	Rp 317.610.018.585	0,0651
MIDI	2021	PT. Midi Utama Indonesia Tbk.	Rp 13.584.036.000.000	Rp 12.659.705.000.000	0,0730
MIDI	2022	PT. Midi Utama Indonesia Tbk.	Rp 15.623.654.000.000	Rp 13.584.036.000.000	0,1501
MIDI	2023	PT. Midi Utama Indonesia Tbk.	Rp 17.351.152.000.000	Rp 15.623.654.000.000	0,1106
MPPA	2021	PT. Matahari Putra Prima Tbk.	Rp 6.655.222.000.000	Rp 6.746.594.000.000	-0,0135
MPPA	2022	PT. Matahari Putra Prima Tbk.	Rp 7.017.530.000.000	Rp 6.655.222.000.000	0,0544
MPPA	2023	PT. Matahari Putra Prima Tbk.	Rp 6.914.802.000.000	Rp 7.017.530.000.000	-0,0146
PCAR	2021	PT. Prima Cakrawala Abadi Tbk.	Rp 161.842.458.341	Rp 46.602.172.890	2,4729
PCAR	2022	PT. Prima Cakrawala Abadi Tbk.	Rp 228.289.602.674	Rp 161.842.458.341	0,4106
PCAR	2023	PT. Prima Cakrawala Abadi Tbk.	Rp 273.941.926.884	Rp 228.289.602.674	0,2000
RANC	2021	PT. Supra Boga Lestari Tbk.	Rp 2.887.533.821.686	Rp 3.011.422.750.334	-0,0411
RANC	2022	PT. Supra Boga Lestari Tbk.	Rp 2.898.831.241.312	Rp 2.887.533.821.686	0,0039
RANC	2023	PT. Supra Boga Lestari Tbk.	Rp 2.804.214.846.000	Rp 2.898.831.241.312	-0,0326
SDPC	2021	PT. Millenium Pharmacon International	Rp 2.988.848.566.331	Rp 2.643.626.505.412	0,1306
SDPC	2022	PT. Millenium Pharmacon International	Rp 3.200.833.096.416	Rp 2.988.848.566.331	0,0709
SDPC	2023	PT. Millenium Pharmacon International	Rp 3.363.517.807.834	Rp 3.200.833.096.416	0,0508
WICO	2021	Wicaksana Overseas International	Rp 2.570.253.139.927	Rp 3.097.194.461.934	-0,1701
WICO	2022	Wicaksana Overseas International	Rp 1.619.163.790.020	Rp 2.570.253.139.927	-0,3700
WICO	2023	Wicaksana Overseas International	Rp 1.423.095.952.132	Rp 1.619.163.790.020	-0,1211

Lampiran 7. 1 Total Asset Turnover (TATO)

Code	Tahun	Nama Perusahaan	Sales	Total Asset	Total Asset Turnover
AMRT	2021	PT. Sumber Alfaria Trijaya Tbk.	Rp 84.904.301.000.000	Rp 27.493.748.000.000	3,0881
AMRT	2022	PT. Sumber Alfaria Trijaya Tbk.	Rp 96.924.686.000.000	Rp 30.746.266.000.000	3,1524
AMRT	2023	PT. Sumber Alfaria Trijaya Tbk.	Rp 106.944.683.000.000	Rp 34.246.183.000.000	3,1228
DAYA	2021	PT. Duta Intidaya Tbk.	Rp 971.296.065.000	Rp 689.124.704.000	1,4095
DAYA	2022	PT. Duta Intidaya Tbk.	Rp 1.161.587.724.000	Rp 687.503.074.000	1,6896
DAYA	2023	PT. Duta Intidaya Tbk.	Rp 1.546.000.252.000	Rp 689.743.255.000	2,2414
DMND	2021	PT. Diamond Food Indonesia Tbk.	Rp 6.973.718.000.000	Rp 6.297.287.000.000	1,1074
DMND	2022	PT. Diamond Food Indonesia Tbk.	Rp 8.461.768.000.000	Rp 6.878.297.000.000	1,2302
DMND	2023	PT. Diamond Food Indonesia Tbk.	Rp 9.239.926.000.000	Rp 7.166.880.000.000	1,2893
EPMT	2021	PT. Enseval Putera Megatrading Tbk.	Rp 25.673.756.765.637	Rp 9.729.919.645.520	2,6386
EPMT	2022	PT. Enseval Putera Megatrading Tbk.	Rp 28.027.488.218.598	Rp 10.402.356.853.033	2,6943
EPMT	2023	PT. Enseval Putera Megatrading Tbk.	Rp 28.507.872.779.591	Rp 10.955.849.005.936	2,6021
HERO	2021	PT. Hero Supermarket Tbk.	Rp 3.481.227.000.000	Rp 6.273.516.000.000	0,5549
HERO	2022	PT. Hero Supermarket Tbk.	Rp 4.436.667.000.000	Rp 6.910.567.000.000	0,6420
HERO	2023	PT. Hero Supermarket Tbk.	Rp 5.097.517.000.000	Rp 5.766.226.000.000	0,8840
KMDS	2021	PT. Kurniamitra Duta Sentosa Tbk.	Rp 234.803.780.392	Rp 218.292.763.978	1,0756
KMDS	2022	PT. Kurniamitra Duta Sentosa Tbk.	Rp 317.610.018.585	Rp 233.321.416.964	1,3613
KMDS	2023	PT. Kurniamitra Duta Sentosa Tbk.	Rp 338.297.293.202	Rp 245.154.391.129	1,3799
MIDI	2021	PT. Midi Utama Indonesia Tbk.	Rp 13.584.036.000.000	Rp 6.344.016.000.000	2,1412
MIDI	2022	PT. Midi Utama Indonesia Tbk.	Rp 15.623.654.000.000	Rp 6.905.148.000.000	2,2626
MIDI	2023	PT. Midi Utama Indonesia Tbk.	Rp 17.351.152.000.000	Rp 7.786.109.000.000	2,2285
MPPA	2021	PT. Matahari Putra Prima Tbk.	Rp 6.655.222.000.000	Rp 4.650.488.000.000	1,4311
MPPA	2022	PT. Matahari Putra Prima Tbk.	Rp 7.017.530.000.000	Rp 3.784.871.000.000	1,8541
MPPA	2023	PT. Matahari Putra Prima Tbk.	Rp 6.914.802.000.000	Rp 3.641.458.000.000	1,8989
PCAR	2021	PT. Prima Cakrawala Abadi Tbk.	Rp 161.842.458.341	Rp 108.995.625.626	1,4849
PCAR	2022	PT. Prima Cakrawala Abadi Tbk.	Rp 228.289.602.674	Rp 102.809.758.188	2,2205
PCAR	2023	PT. Prima Cakrawala Abadi Tbk.	Rp 273.941.926.884	Rp 104.552.819.861	2,6201
RANC	2021	PT. Supra Boga Lestari Tbk.	Rp 2.887.533.821.686	Rp 1.512.036.014.160	1,9097
RANC	2022	PT. Supra Boga Lestari Tbk.	Rp 2.898.831.241.312	Rp 1.354.418.637.499	2,1403
RANC	2023	PT. Supra Boga Lestari Tbk.	Rp 2.804.214.846.000	Rp 1.247.187.872.000	2,2484
SDPC	2021	PT. Millenium Pharmacon International	Rp 2.988.848.566.331	Rp 1.206.385.542.888	2,4775
SDPC	2022	PT. Millenium Pharmacon International	Rp 3.200.833.096.416	Rp 1.401.504.764.117	2,2839
SDPC	2023	PT. Millenium Pharmacon International	Rp 3.363.517.807.834	Rp 1.639.682.291.798	2,0513
WICO	2021	Wicaksana Overseas International	Rp 2.570.253.139.927	Rp 613.344.238.692	4,1906
WICO	2022	Wicaksana Overseas International	Rp 1.619.163.790.020	Rp 436.470.822.994	3,7097
WICO	2023	Wicaksana Overseas International	Rp 1.423.095.952.132	Rp 319.173.316.937	4,4587

Lampiran 8. 1 *Debt to Equity Ratio (DER)*

Code	Tahun	Nama Perusahaan	Total Debt	Total Equity	Debt to Equity Ratio
AMRT	2021	PT. Sumber Alfaria Trijaya Tbk.	Rp 18.503.950.000.000	Rp 8.989.798.000.000	2,0583
AMRT	2022	PT. Sumber Alfaria Trijaya Tbk.	Rp 19.275.574.000.000	Rp 11.470.692.000.000	1,6804
AMRT	2023	PT. Sumber Alfaria Trijaya Tbk.	Rp 18.540.983.000.000	Rp 15.705.200.000.000	1,1806
DAYA	2021	PT. Duta Intidaya Tbk.	Rp 617.180.992.000	Rp 71.943.712.000	8,5787
DAYA	2022	PT. Duta Intidaya Tbk.	Rp 653.464.291.000	Rp 34.038.783.000	19,1976
DAYA	2023	PT. Duta Intidaya Tbk.	Rp 672.135.240.000	Rp 17.608.015.000	38,1721
DMND	2021	PT. Diamond Food Indonesia Tbk.	Rp 1.277.906.000.000	Rp 5.019.381.000.000	0,2546
DMND	2022	PT. Diamond Food Indonesia Tbk.	Rp 1.467.035.000.000	Rp 5.411.262.000.000	0,2711
DMND	2023	PT. Diamond Food Indonesia Tbk.	Rp 1.335.148.000.000	Rp 5.831.732.000.000	0,2289
EPMT	2021	PT. Enseval Putera Megatrading Tbk.	Rp 2.882.998.501.598	Rp 6.846.921.143.922	0,4211
EPMT	2022	PT. Enseval Putera Megatrading Tbk.	Rp 3.264.730.959.090	Rp 7.137.625.893.943	0,4574
EPMT	2023	PT. Enseval Putera Megatrading Tbk.	Rp 3.658.018.645.691	Rp 7.297.830.360.245	0,5012
HERO	2021	PT. Hero Supermarket Tbk.	Rp 5.399.696.000.000	Rp 873.820.000.000	6,1794
HERO	2022	PT. Hero Supermarket Tbk.	Rp 5.972.429.000.000	Rp 938.138.000.000	6,3663
HERO	2023	PT. Hero Supermarket Tbk.	Rp 4.346.104.000.000	Rp 1.420.122.000.000	3,0604
KMDS	2021	PT. Kurniamitra Duta Sentosa Tbk.	Rp 36.707.420.737	Rp 181.585.343.241	0,2021
KMDS	2022	PT. Kurniamitra Duta Sentosa Tbk.	Rp 48.246.892.240	Rp 185.074.524.724	0,2607
KMDS	2023	PT. Kurniamitra Duta Sentosa Tbk.	Rp 37.541.840.078	Rp 207.612.551.051	0,1808
MIDI	2021	PT. Midi Utama Indonesia Tbk.	Rp 4.727.699.000.000	Rp 1.616.317.000.000	2,9250
MIDI	2022	PT. Midi Utama Indonesia Tbk.	Rp 4.918.421.000.000	Rp 1.986.727.000.000	2,4756
MIDI	2023	PT. Midi Utama Indonesia Tbk.	Rp 3.873.675.000.000	Rp 3.912.434.000.000	0,9901
MPPA	2021	PT. Matahari Putra Prima Tbk.	Rp 4.066.083.000.000	Rp 584.405.000.000	6,9576
MPPA	2022	PT. Matahari Putra Prima Tbk.	Rp 3.618.854.000.000	Rp 166.017.000.000	21,7981
MPPA	2023	PT. Matahari Putra Prima Tbk.	Rp 3.382.303.000.000	Rp 259.155.000.000	13,0513
PCAR	2021	PT. Prima Cakrawala Abadi Tbk.	Rp 43.973.622.627	Rp 65.022.002.999	0,6763
PCAR	2022	PT. Prima Cakrawala Abadi Tbk.	Rp 41.631.404.260	Rp 61.178.353.928	0,6805
PCAR	2023	PT. Prima Cakrawala Abadi Tbk.	Rp 37.720.639.233	Rp 66.832.180.628	0,5644
RANC	2021	PT. Supra Boga Lestari Tbk.	Rp 1.004.972.007.389	Rp 507.064.006.771	1,9819
RANC	2022	PT. Supra Boga Lestari Tbk.	Rp 928.180.973.526	Rp 426.237.663.973	2,1776
RANC	2023	PT. Supra Boga Lestari Tbk.	Rp 947.996.997.000	Rp 299.190.875.000	3,1685
SDPC	2021	PT. Millenium Pharmacon International	Rp 969.406.193.098	Rp 236.979.349.790	4,0907
SDPC	2022	PT. Millenium Pharmacon International	Rp 1.142.594.625.772	Rp 258.910.138.345	4,4131
SDPC	2023	PT. Millenium Pharmacon International	Rp 1.361.968.904.232	Rp 277.713.387.566	4,9042
WICO	2021	Wicaksana Overseas International	Rp 519.763.604.158	Rp 93.580.634.534	5,5542
WICO	2022	Wicaksana Overseas International	Rp 419.393.878.641	Rp 17.076.944.353	24,5591
WICO	2023	Wicaksana Overseas International	Rp 313.471.732.819	Rp 5.701.584.118	54,9798

Lampiran 9. 1 Hasil Uji Penelitian E-Views

1. *Common Effect Model (CEM)*

Dependent Variable: DER
 Method: Panel Least Squares
 Date: 10/28/24 Time: 21:20
 Sample: 2021 2023
 Periods included: 3
 Cross-sections included: 12
 Total panel (balanced) observations: 36

Variable	Coefficient	Std. Error	t-Statistic	Prob.
C	9.895220	3.462122	2.858137	0.0076
CR	-2.266790	0.924218	-2.452656	0.0200
ROE	-2.760757	0.361852	-7.629511	0.0000
SG	0.735420	2.480463	0.296485	0.7688
TATO	-1.022077	1.379646	-0.740826	0.4644
R-squared	0.740983	Mean dependent var		6.811106
Adjusted R-squared	0.707562	S.D. dependent var		11.67809
S.E. of regression	6.315226	Akaike info criterion		6.652050
Sum squared resid	1236.345	Schwarz criterion		6.871983
Log likelihood	-114.7369	Hannan-Quinn criter.		6.728813
F-statistic	22.17084	Durbin-Watson stat		0.793112
Prob(F-statistic)	0.000000			

2. *Fixed Effect Model (FEM)*

Dependent Variable: DER
 Method: Panel Least Squares
 Date: 10/28/24 Time: 21:21
 Sample: 2021 2023
 Periods included: 3
 Cross-sections included: 12
 Total panel (balanced) observations: 36

Variable	Coefficient	Std. Error	t-Statistic	Prob.
C	-19.78339	7.657836	-2.583418	0.0178
CR	-0.983809	2.237377	-0.439715	0.6649
ROE	-2.483395	0.314112	-7.906070	0.0000
SG	4.069100	2.513509	1.618892	0.1211
TATO	11.96132	3.574057	3.346706	0.0032

Effects Specification

Cross-section fixed (dummy variables)

R-squared	0.934511	Mean dependent var	6.811106
Adjusted R-squared	0.885395	S.D. dependent var	11.67809
S.E. of regression	3.953430	Akaike info criterion	5.888146
Sum squared resid	312.5922	Schwarz criterion	6.591933
Log likelihood	-89.98664	Hannan-Quinn criter.	6.133787
F-statistic	19.02641	Durbin-Watson stat	2.138132
Prob(F-statistic)	0.000000		

3. Random Effect Model (REM)

Dependent Variable: DER
 Method: Panel EGLS (Cross-section random effects)
 Date: 10/28/24 Time: 21:23
 Sample: 2021 2023
 Periods included: 3
 Cross-sections included: 12
 Total panel (balanced) observations: 36
 Swamy and Arora estimator of component variances

Variable	Coefficient	Std. Error	t-Statistic	Prob.
C	2.858898	4.387547	0.651594	0.5195
CR	-1.366016	1.105705	-1.235426	0.2260
ROE	-2.619470	0.288174	-9.089893	0.0000
SG	0.864002	1.961655	0.440445	0.6627
TATO	1.677625	1.692968	0.990937	0.3294

Effects Specification		S.D.	Rho
Cross-section random		4.836815	0.5995
Idiosyncratic random		3.953430	0.4005

Weighted Statistics			
R-squared	0.730834	Mean dependent var	2.906784
Adjusted R-squared	0.696103	S.D. dependent var	8.199936
S.E. of regression	4.520367	Sum squared resid	633.4454
F-statistic	21.04264	Durbin-Watson stat	1.285325
Prob(F-statistic)	0.000000		

Unweighted Statistics			
R-squared	0.701265	Mean dependent var	6.811106
Sum squared resid	1425.928	Durbin-Watson stat	0.570985

4. Uji Chow

Redundant Fixed Effects Tests
Equation: Untitled
Test cross-section fixed effects

Effects Test	Statistic	d.f.	Prob.
Cross-section F	5.372975	(11,20)	0.0006
Cross-section Chi-square	49.500540	11	0.0000

Cross-section fixed effects test equation:

Dependent Variable: DER
Method: Panel Least Squares
Date: 10/28/24 Time: 21:34
Sample: 2021 2023
Periods included: 3
Cross-sections included: 12
Total panel (balanced) observations: 36

Variable	Coefficient	Std. Error	t-Statistic	Prob.
C	9.895220	3.462122	2.858137	0.0076
CR	-2.266790	0.924218	-2.452656	0.0200
ROE	-2.760757	0.361852	-7.629511	0.0000
SG	0.735420	2.480463	0.296485	0.7688
TATO	-1.022077	1.379646	-0.740826	0.4644

R-squared	0.740983	Mean dependent var	6.811106
Adjusted R-squared	0.707562	S.D. dependent var	11.67809
S.E. of regression	6.315226	Akaike info criterion	6.652050
Sum squared resid	1236.345	Schwarz criterion	6.871983
Log likelihood	-114.7369	Hannan-Quinn criter.	6.728813
F-statistic	22.17084	Durbin-Watson stat	0.793112
Prob(F-statistic)	0.000000		

5. Uji Hausman

Correlated Random Effects - Hausman Test

Equation: Untitled

Test cross-section random effects

Test Summary	Chi-Sq. Statistic	Chi-Sq. d.f.	Prob.
Cross-section random	13.528548	4	0.0090

Cross-section random effects test comparisons:

Variable	Fixed	Random	Var(Diff.)	Prob.
CR	-0.983809	-1.366016	3.783274	0.8442
ROE	-2.483395	-2.619470	0.015622	0.2763
SG	4.069100	0.864002	2.469635	0.0414
TATO	11.961317	1.677625	9.907739	0.0011

Cross-section random effects test equation:

Dependent Variable: DER

Method: Panel Least Squares

Date: 10/28/24 Time: 21:38

Sample: 2021 2023

Periods included: 3

Cross-sections included: 12

Total panel (balanced) observations: 36

Variable	Coefficient	Std. Error	t-Statistic	Prob.
C	-19.78339	7.657836	-2.583418	0.0178
CR	-0.983809	2.237377	-0.439715	0.6649
ROE	-2.483395	0.314112	-7.906070	0.0000
SG	4.069100	2.513509	1.618892	0.1211
TATO	11.96132	3.574057	3.346706	0.0032

Effects Specification

Cross-section fixed (dummy variables)

R-squared	0.934511	Mean dependent var	6.811106
Adjusted R-squared	0.885395	S.D. dependent var	11.67809
S.E. of regression	3.953430	Akaike info criterion	5.888146
Sum squared resid	312.5922	Schwarz criterion	6.591933
Log likelihood	-89.98664	Hannan-Quinn criter.	6.133787
F-statistic	19.02641	Durbin-Watson stat	2.138132
Prob(F-statistic)	0.000000		

6. Uji Lagrange Multiplier

Lagrange Multiplier Tests for Random Effects

Null hypotheses: No effects

Alternative hypotheses: Two-sided (Breusch-Pagan) and one-sided (all others) alternatives

	Test Hypothesis		
	Cross-section	Time	Both
Breusch-Pagan	3.585037 (0.0583)	0.088759 (0.7658)	3.673796 (0.0553)
Honda	1.893419 (0.0292)	-0.297924 (0.6171)	1.128185 (0.1296)
King-Wu	1.893419 (0.0292)	-0.297924 (0.6171)	0.468610 (0.3197)
Standardized Honda	2.627446 (0.0043)	0.036079 (0.4856)	-1.493970 (0.9324)
Standardized King-Wu	2.627446 (0.0043)	0.036079 (0.4856)	-1.604214 (0.9457)
Gourieroux, et al.	--	--	3.585037 (0.0708)

7. Uji Statistik Deskriptif

Date: 10/28/24 Time: 21:45

Sample: 2021 2023

	DER	C	CR	ROE	SG	TATO
Mean	6.811106	1.000000	1.630979	-0.959433	0.157125	2.104874
Median	2.326627	1.000000	0.924457	0.066516	0.099674	2.140757
Maximum	54.97976	1.000000	4.590688	0.259319	2.472852	4.458693
Minimum	0.180826	1.000000	0.479950	-19.47237	-0.608578	0.554908
Std. Dev.	11.67809	0.000000	1.214572	3.486262	0.453286	0.913614
Skewness	2.718492	NA	1.061826	-4.566511	3.733360	0.621057
Kurtosis	10.35164	NA	2.745784	23.88563	20.43548	3.236940
Jarque-Bera Probability	125.4112 0.000000	NA NA	6.861785 0.032358	779.4322 0.000000	539.6215 0.000000	2.398481 0.301423
Sum	245.1998	36.00000	58.71523	-34.53960	5.656505	75.77545
Sum Sq. Dev.	4773.222	0.000000	51.63149	425.3907	7.191382	29.21417
Observations	36	36	36	36	36	36

8. Uji Heterokedastisitas Breusch-Pagan

Heteroskedasticity Test: Breusch-Pagan-Godfrey
Null hypothesis: Homoskedasticity

F-statistic	0.318105	Prob. F(4,31)	0.8637
Obs*R-squared	1.419389	Prob. Chi-Square(4)	0.8408
Scaled explained SS	8.970026	Prob. Chi-Square(4)	0.0619

Test Equation:

Dependent Variable: RESID^2

Method: Least Squares

Date: 10/28/24 Time: 21:52

Sample: 1 36

Included observations: 36

Variable	Coefficient	Std. Error	t-Statistic	Prob.
C	65.64034	82.09713	0.799545	0.4301
CR	-22.84913	21.91594	-1.042580	0.3052
ROE	0.743927	8.580589	0.086699	0.9315
SG	36.81853	58.81911	0.625962	0.5359
TATO	0.426460	32.71548	0.013035	0.9897

R-squared	0.039427	Mean dependent var	34.34291
Adjusted R-squared	-0.084517	S.D. dependent var	143.7991
S.E. of regression	149.7527	Akaike info criterion	12.98409
Sum squared resid	695201.6	Schwarz criterion	13.20403
Log likelihood	-228.7137	Hannan-Quinn criter.	13.06086
F-statistic	0.318105	Durbin-Watson stat	1.839513
Prob(F-statistic)	0.863668		

9. Uji Multikolinearitas

Variance Inflation Factors


Date: 10/28/24 Time: 21:54

Sample: 1 36

Included observations: 36



Variable	Coefficient Variance	Uncentered VIF	Centered VIF
C	11.98629	10.81956	NA
CR	0.854180	3.156846	1.105824
ROE	0.130937	1.505401	1.396604
SG	6.152698	1.246545	1.109431
TATO	1.903423	9.006517	1.394284

Lampiran 10. 1 Formulir Pembimbingan Skripsi


 Universitas Pembangunan Jaya	FORMULIR PEMBIMBINGAN SKRIPSI/TA	SPT-I/03/SOP-28/F-03

Nama Mahasiswa : Novi Pujiastuti Ramadhani
 Prodi/NIM : Manajemen / 2021021012
 Judul Skripsi/TA yang diajukan : Pengaruh *Current Ratio*, *Return on Equity*, *Sales Growth*, dan *Total Asset Turnover* terhadap Struktur Modal pada Perusahaan Subsektor *Food & Staples Retailing* Tahun 2021-2023.

No	Tanggal	Materi Pembimbingan	Paraf Mhs	Paraf Dosen Pembimbing
1	Kamis, 05 September 2024	Judul Skripsi		
2	Selasa, 10 September 2024	Bab 1		
3	Jumat, 13 September 2024	Bab 2		
4	Selasa, 08 Oktober 2024	Bab 3		
5	Rabu, 16 Oktober 2024	ACC Proposal Sempro		
6	Selasa, 05 November 2024	Hasil Penelitian Bab 4		
7	Selasa, 12 November 2024	Pembahasan Bab 4		
8	Selasa, 03 Desember 2024	Kesimpulan dan saran		
9	Rabu, 04 Desember 2024	ACC Sidang Hasil Skripsi		

		
Mahasiswa (Novi Pujiastuti Ramadhani)	Dosen Pembimbing (Dr. Chajar Matari Fath Mala ,S.E., M.M.)	

Lampiran 11. 1 Formulir Pengajuan Sidang Skripsi

 Universitas Pembangunan Jaya	FORMULIR PENGAJUAN SIDANG SKRIPSI/TA	SPT-I/04/SOP-06/F-01
		No. Revisi:

Nama Mahasiswa : Novi Pujiastuti Ramadhani
 Prodi/NIM : Manajemen / 2021021012
 Judul Skripsi/TA : Pengaruh *Current Ratio, Return on Equity, Sales Growth*, dan *Total Asset Turnover* terhadap Struktur Modal pada Perusahaan Subsektor *Food & Staples Retailing* yang terdaftar di Bursa Efek Indonesia (BEI) Tahun 2021-2023.

Dosen Pembimbing : Dr. Chajar Matari Fath Mala, S.E., M.M.





Dosen Penguji : 1. Fendi Saputra, S.E., M.M. JAD :
 2. Dalizanolu Hulu, S.E., M.E., CRM., CRP. JAD :

Jadwal Sidang : Tempat: Hari/Tanggal:


Telah memenuhi syarat Sidang Skripsi/TA: (mohon beri tanda V untuk syarat yang relevan)

No	Syarat	Ya	Tidak
1	IPK minimal 2.00	✓	
2	Tidak ada nilai D untuk mata kuliah mayor/inti Prodi	✓	
3	MK Skripsi/TA tercantum di BRS semester berjalan	✓	
4	Lulus minimal 1 mata kuliah KOTA untuk tiap rumpun	✓	
5	SPT-I/03/SOP-28/F-03 Formulir Pembimbingan Skripsi (minimal 8 x)	✓	
6	Poin JSDP (minimal 75% persen dari syarat kelulusan)	✓	
7	Mengumpulkan dokumen Skripsi/TA (sesuai ketentuan Prodi)	✓	

Tangerang Selatan,

Mengajukan	Mengetahui	Memeriksa	Menyetujui
 (Novi Pujiastuti Ramadhani)	 (Dr. Chajar Matari Fath Mala, S.E., M.M.)	 (Yusuf Iskandar, S.Si., M.M)	 (Dr. Dede Sytleman, S.E., M.M., CMA.)
Mahasiswa	Dosen Pembimbing	Koordinator Skripsi/TA	Kaprosdi

Lampiran 12. 1 Formulir Persetujuan Penulisan Skripsi

 Universitas Pembangunan Jaya	FORMULIR PERSETUJUAN PENULISAN SKRIPSI/TA	SPT-1/03/SOP-28/F-02
		No. Revisi




Nama Mahasiswa : Novi Pujiastuti Ramadhani
 Prodi/NIM : Manajemen / 2021021012
 Judul Skripsi/TA yang diajukan : Pengaruh Current Ratio, Return on Equity, Sales Growth, dan Total Asset Turnover terhadap Struktur Modal pada Perusahaan Subsektor Food & Staples Retailing yang terdaftar di Bursa Efek Indonesia (BEI) Tahun 2021 – 2023.

Telah disetujui untuk menulis Skripsi/TA.


Dosen Pembimbing Skripsi/TA yang ditugaskan Prodi adalah:

No	Nama	NIDN	JAD
1	Dr. Chajar Matari Fath Mala, S.E., M.M.	0309109301	Lektor 200

Tangerang Selatan, 01 November 2024

Menugaskan,	Menyetujui,	Menerima,
 (Yusuf Iskandar, S.Si., M.M.) Koordinasi Skripsi/TA	 (Dr. Dede Suleman, S.E., M.M., CMA.) Kaprodi	 (Dr. Chajar Matari Fath Mala, S.E., M.M.) Dosen Pembimbing

Lampiran 13. 1 Formulir Revisi Skripsi Dospem

 Universitas Pembangunan Jaya	FORMULIR REVISI SKRIPSI / TA	SPT-I/04/SOP-06/F-05
		No. Rekaman

Nama Mahasiswa : Novi Pujiastuti Ramadhani
Program Studi/NIM : Manajemen/2021021012
Judul Skripsi : Pengaruh *Current Ratio*, *Return on Equity*, *Sales Growth*, dan *Total Asset Turnover* terhadap Struktur Modal pada Perusahaan Subsektor *Food & Staples Retailing* yang terdaftar di Bursa Efek Indonesia (BEI) Tahun 2021-2023.
Jadwal Sidang : Selasa, 17 Desember 2024
Dosen Pembimbing : Dr. Chajar Matari Fath Mala, S.E., M.M.

Berdasarkan hasil evaluasi pada Sidang Skripsi, maka Skripsi yang disusun oleh mahasiswa tersebut perlu dilakukan revisi, dengan rincian sebagai berikut:

Ikuti saran penguji

Revisi ke saya sudah turnitin max. 30%

Tangerang Selatan, 17 Desember 2024



Dr. Chajar Matari Fath Mala, S.E., M.M.

Copyright ©2020 Universitas Pembangunan Jaya. All rights reserved. | +62-21-7455555

Lampiran 14. 1 Formulir Revisi Skripsi Ketua Penguji

 Universitas Pembangunan Jaya	FORMULIR REVISI SKRIPSI / TA	SPT-I/04/SOP-06/F-05
		No. Rekam

Nama Mahasiswa : Novi Pujiastuti Ramadhani
Program Studi/NIM : Manajemen/2021021012 ✓
Judul Skripsi : Pengaruh *Current Ratio*, *Return on Equity*, *Sales Growth*, dan *Total Asset Turnover* terhadap Struktur Modal pada Perusahaan Subsektor *Food & Staples Retailing* yang terdaftar di Bursa Efek Indonesia (BEI) Tahun 2021-2023
Jadwal Sidang : Selasa, 17 Desember 2024
Dosen Penguji 1 : Fendi Saputra, S.E., M.M.

Berdasarkan hasil evaluasi pada Sidang Skripsi, maka Skripsi yang disusun oleh mahasiswa tersebut perlu dilakukan revisi, dengan rincian sebagai berikut:


<ul style="list-style-type: none">- Latar Belakang judul perlu didefinisikan- tambah grafik CR, ROE, Sales Growth + ATO. & PB/B- 2 perusahaan Butekhan - detail di revisi

Tangerang Selatan, 17 Desember 2024



Fendi Saputra, S.E., M.M.

Lampiran 15. 1 Formulir Revisi Skripsi Anggota Penguji

 Universitas Pembangunan Jaya	FORMULIR REVISI SKRIPSI / TA	SPT-I/04/SOP-06/F-05
		No. Rekaman

Nama Mahasiswa : Novi Pujiastuti Ramadhani
Program Studi/NIM : Manajemen/2021021012
Judul Skripsi : Pengaruh *Current Ratio*, *Return on Equity*, *Sales Growth*, dan *Total Asset Turnover* terhadap Struktur Modal pada Perusahaan Subsektor *Food & Staples Retailing* yang terdaftar di Bursa Efek Indonesia (BEI) Tahun 2021-2023
Jadwal Sidang : Selasa, 17 Desember 2024
Dosen Penguji 2 : Dalizanolu Hulu, S.E., M.E., CRM., CRP.

Berdasarkan hasil evaluasi pada Sidang Skripsi, maka Skripsi yang disusun oleh mahasiswa tersebut perlu dilakukan revisi, dengan rincian sebagai berikut:

ada di skripsi.

Tangerang Selatan, 17 Desember 2024



Dalizanolu Hulu, S.E., M.E., CRM., CRP.

Copyright ©2020 Universitas Pembangunan Jaya. All rights reserved. | +62-21-7455555