

LAMPIRAN

Lampiran 1: Curriculum Vitae



SITI AYU WULANSARI

FINAL YEAR ACCOUNTING STUDENT

People call me just Wulan. I was born in Jakarta, January 30, 2000. I have a good ability and special interest on accounting and administration. I am also interested in learning new things, meeting new people, and communicate & have some interactions with people. I am full spirit and highly motivated hardworker.

CONTACT

 sitiayuwulansarii@gmail.com

 0813 1090 4005

 Villa Bintaro
Indah Jl. Bangka 2 blok D5 no.16, Ciputat,
South Tangerang.

 [linkedin.com/in/siti-ayu-wulansari-2a1463203](https://www.linkedin.com/in/siti-ayu-wulansari-2a1463203)

SKILLS

- MS WORD
- MS EXCEL
- MS POWER POINT
- ACCURATES
- INTERNET

LANGUAGE

- INDONESIAN
- ENGLISH

SOCIAL MEDIA

 @WULTIWULL

EDUCATION

- 2017-2021 **Accounting**
PEMBANGUNAN JAYA UNIVERSITY
- 2014-2017 **Science**
12 TANGERANG SENIOR HIGHSCHOOL

EXPERIENCE

- 2020 (1 month) **STOCK OPNAME**
Pembangunan Jaya University
- 2018 (2 month) **ADMINISTRATION**
PT. Mitra Wahana Indonesia
- 2019 (3 month) **ADMINISTRATION**
PT. Berkat Anugerah Perdana
- 2021 **BARISTA**
Sidebrew Coffee
- 2021 **DATA ENTRY SPECIALIST**
PT. Tugu Reasuransi Indonesia

ORGANIZATION EXPERIENCE

- 2017 **Committee of Tax Goes To School**
Consumption Division
- 2017 - 2018 **Tax Center**
Member of Tax Center Pembangunan Jaya University
- 2018 - 2019 **Himpunan Mahasiswa Akuntansi (HIMAKSI)**
Member of External Public Relation
- 2017 **Relawan Pajak**
Member of Relawan Pajak
- 2018 **Committee of JACC WEEK 2018**
Consumption Division
- 2019 - 2020 **Himpunan Mahasiswa Akuntansi (HIMAKSI)**
Coordinator of Himaksi 's HRD Division
- 2020 **Committee of JACC WEEK 2020**
Chief Excecutive
- 2019 **Committee of Prima (Program Orientasi Mahasiswa)**
Event Division

Lampiran 2: Data Variabel *Good Corporate Governance* (Kepemilikan Manajerial, 2017-2019)

Kode Perusahaan	Tahun	Kepemilikan Manajerial
DART	2017	4.95
	2018	1.04
	2019	1.30
DILD	2017	0.04
	2018	6.84
	2019	1.20
GWSA	2017	1.28
	2018	2.22
	2019	3.99
JKON	2017	0.02
	2018	6.84
	2019	0.61
KIJA	2017	1.83
	2018	6.52
	2019	0.04
MPKI	2017	0.66
	2018	5.65
	2019	1.03
MMLP	2017	1.37
	2018	0.84
	2019	0.03
MTLA	2017	0.02
	2018	1.37
	2019	0.99
NRCA	2017	1.83
	2018	0.01

	2019	0.04
PUDP	2017	0.66
	2018	5.65
	2019	14.73
PWON	2017	1.37
	2018	6.84
	2019	8.27
RDTX	2017	0.02
	2018	0.66
	2019	1.08
SMRA	2017	1.83
	2018	2.97
	2019	4.75
TOTL	2017	1.47
	2018	0.99
	2019	1.36
WIKA	2017	0.04
	2018	1.43
	2019	1.74

Lampiran 3: Data variabel *Good Corporate Governance* (Kepemilikan Institusional, 2017-2019)

Kode Perusahaan	Tahun	Kepemilikan Institusional
DART	2017	61.32
	2018	9.33
	2019	74.20
DILD	2017	79.49
	2018	77.07
	2019	73.10
GWSA	2017	60.89
	2018	71.30
	2019	44.54
JKON	2017	77.07
	2018	74.20
	2019	68.68
KIJA	2017	7.21
	2018	73.10
	2019	75.00
MKPI	2017	77.82
	2018	44.54
	2019	45.76
MMLP	2017	74.20
	2018	68.68
	2019	56.50
MTLA	2017	69.91
	2018	75.00
	2019	65.05
NRCA	2017	44.54
	2018	45.76

	2019	44.94
PUDP	2017	69.74
	2018	56.50
	2019	60.89
PWON	2017	75.00
	2018	65.05
	2019	45.76
RDTX	2017	45.73
	2018	74.47
	2019	75.00
SMRA	2017	56.50
	2018	11.80
	2019	71.23
TOTL	2017	65.05
	2018	77.07
	2019	56.50
WIKA	2017	74.94
	2018	71.23
	2019	49.94

Lampiran 4: Data variabel *Good Corporate Governance* (Komisaris Independen, 2017-2019)

Kode Perusahaan	Tahun	Komisaris Independen
DART	2017	33.33
	2018	50.00
	2019	50.00
DILD	2017	33.33
	2018	33.33
	2019	50.00
GWSA	2017	40.00
	2018	40.00
	2019	33.33
JKON	2017	40.00
	2018	40.00
	2019	33.33
KIJA	2017	28.57
	2018	33.33
	2019	33.33
MKPI	2017	40.00
	2018	33.33
	2019	27.78
MMLP	2017	40.00
	2018	33.33
	2019	60.00
MTLA	2017	50.00
	2018	33.33
	2019	33.33
NRCA	2017	33.33
	2018	50.00

	2019	42.86
PUDP	2017	33.33
	2018	28.57
	2019	33.33
PWON	2017	33.33
	2018	33.33
	2019	40.00
RDTX	2017	50.00
	2018	33.33
	2019	50.00
SMRA	2017	28.57
	2018	50.00
	2019	33.33
TOTL	2017	33.33
	2018	35.71
	2019	33.33
WIKA	2017	33.33
	2018	50.00
	2019	40.00

Lampiran 5: Data variabel *Good Corporate Governance* (Komite Audit, 2017-2019)

Kode Perusahaan	Tahun	Komite Audit
DART	2017	4
	2018	3
	2019	3
DILD	2017	3
	2018	4
	2019	3
GWSA	2017	3
	2018	3
	2019	4
JKON	2017	3
	2018	3
	2019	3
KIJA	2017	4
	2018	2
	2019	2
MKPI	2017	3
	2018	3
	2019	3
MMLP	2017	3
	2018	3
	2019	3
MTLA	2017	3
	2018	3
	2019	5
NRCA	2017	3
	2018	3

	2019	3
PUDP	2017	4
	2018	3
	2019	3
PWON	2017	4
	2018	3
	2019	3
RDTX	2017	4
	2018	3
	2019	3
SMRA	2017	3
	2018	3
	2019	3
TOTL	2017	4
	2018	3
	2019	3
WIKA	2017	5
	2018	3
	2019	3

Lampiran 6: Data variabel *Leverage (Debt to Equity Ratio, 2017-2019)*

Kode Perusahaan	Tahun	<i>Debt to Equity Ratio</i>
DART	2017	8.67
	2018	7.85
	2019	10.74
DILD	2017	74.89
	2018	221.07
	2019	212.22
GWSA	2017	90.95
	2018	157.15
	2019	206.88
JKON	2017	223.23
	2018	107.56
	2019	74.89
KIJA	2017	10.58
	2018	10.74
	2019	63.39
MKPI	2017	175.14
	2018	159.32
	2019	158.60
MMLP	2017	94.72
	2018	33.96
	2019	14.85
MTLA	2017	82.61
	2018	73.44
	2019	58.29
NRCA	2017	49.69

	2018	86.54
	2019	82.61
PUDP	2017	44.76
	2018	50.87
	2019	44.21
PWON	2017	9.21
	2018	8.75
	2019	22.30
RDTX	2017	10.97
	2018	51.04
	2019	58.64
SMRA	2017	94.69
	2018	107.56
	2019	93.19
TOTL	2017	8.26
	2018	32.19
	2019	42.44
WIKI	2017	107.54
	2018	244.05
	2019	157.52

Lampiran 7: Data Variabel *Return Saham* 2017-2019

Kode Perusahaan	Tahun	<i>Return Saham</i>
DART	2017	30.00
	2018	40.00
	2019	29.46
DILD	2017	16.28
	2018	38.36
	2019	18.42
GWSA	2017	12.90
	2018	8.77
	2019	37.50
JKON	2017	2.05
	2018	12.56
	2019	8.06
KIJA	2017	41.75
	2018	1.58
	2019	8.33
MKPI	2017	16.79
	2018	6.67
	2019	24.84
MMLP	2017	12.43
	2018	9.49
	2019	21.28
MTLA	2017	15.15
	2018	9.49
	2019	20.24

NRCA	2017	0.52
	2018	8.33
	2019	26.83
PUDP	2017	21.24
	2018	14.81
	2019	12.90
PWON	2017	14.81
	2018	20.78
	2019	61.92
RDTX	2017	28.68
	2018	6.77
	2019	8.33
SMRA	2017	19.53
	2018	8.45
	2019	20.28
TOTL	2017	34.32
	2018	5.80
	2019	19.24
WIKI	2017	5.33
	2018	2.80
	2019	28.00

Lampiran 8: Uji Statistik Deskriptif

Descriptive Statistics					
	N	Minimum	Maximum	Mean	Std. Deviation
KM	45	.01000	14.73000	6.5537673	1.11357647
INS	45	7.21000	79.49000	59.7111111	18.95850627
KI	45	27.78000	60.00000	37.5255556	7.40939531
KA	45	2.00000	5.00000	3.1111111	.57295971
DER	45	7.85000	244.05000	85.4733333	65.73208626
RETURN	45	.52000	61.92000	19.1080000	13.07526857
Valid N (listwise)	45				

Lampiran 9: Uji Kolmogorov-Smirnov

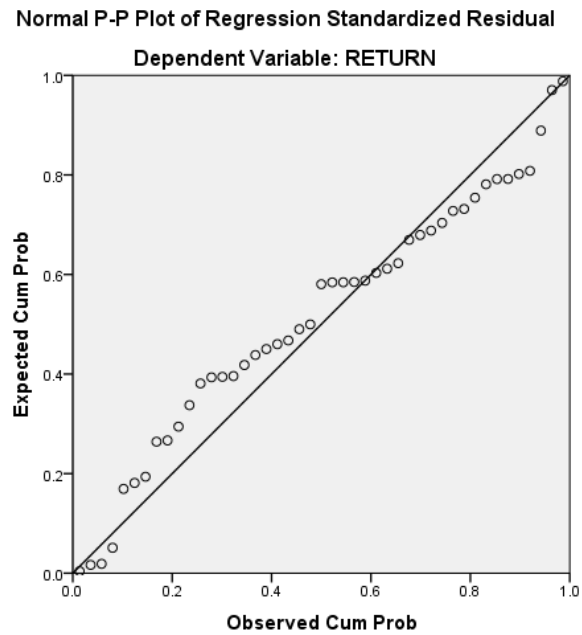
One-Sample Kolmogorov-Smirnov Test		
		Unstandardized Residual
N		45
Normal Parameters ^{a,b}	Mean	.0000000
	Std. Deviation	9.71059094
Most Extreme Differences	Absolute	.129
	Positive	.111
	Negative	-.129
Test Statistic		.129
Asymp. Sig. (2-tailed)		.056 ^c

a. Test distribution is Normal.

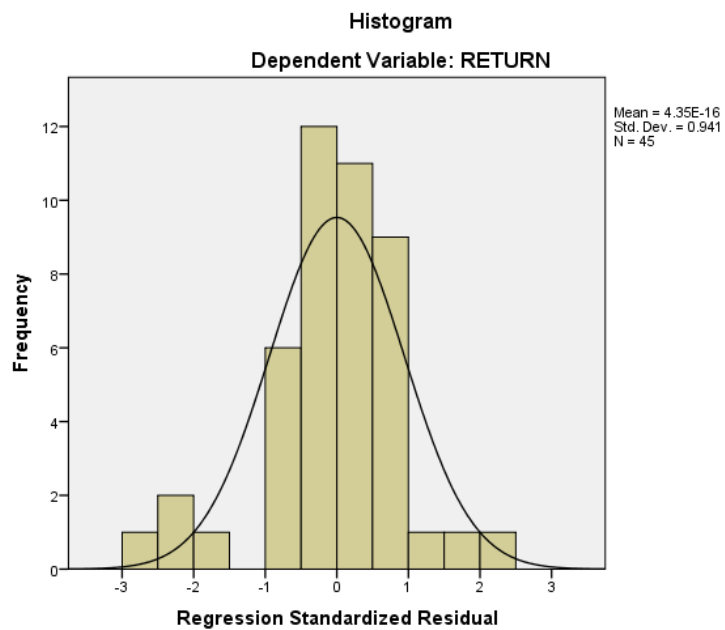
b. Calculated from data.

c. Lilliefors Significance Correction.

Lampiran 10: Grafik Normal P-Plot of Regression Standarized Residual



Lampiran 11: Histogram



Lampiran 12: Uji Multikolinearitas

Coefficients ^a						
Model		Unstandardized Coefficients		Standardized	Collinearity	
		B	Std. Error	Coefficients	Tolerance	VIF
1	(Constant)	-.300	.241			
	KM	.066	.305	.033	.843	1.186
	INS	-.004	.193	-.003	.726	1.378
	KI	.248	.396	.097	.841	1.190
	KA	.057	.058	.169	.677	1.477
	DER	-.042	.059	-.124	.673	1.485

a. Dependent Variable: CETR

Lampiran 13: Uji Heteroskedastisitas

Coefficients ^a						
Model		Unstandardized Coefficients		Standardized	t	Sig.
		B	Std. Error	Coefficients		
1	(Constant)	-.023	.146		-.156	.877
	KM	.011	.184	.009	.060	.952
	INS	.108	.116	.152	.929	.358
	KI	.086	.239	.054	.359	.721
	KA	.035	.035	.171	1.010	.317
	DER	-.034	.036	-.162	-.959	.342

Lampiran 14: Uji Autokorelasi

Model Summary ^b					
Model	R	R Square	Adjusted R Square	Std. Error of the Estimate	Durbin-Watson
1	.927 ^a	.859	.837	5.49331	1.859

a. Predictors: (Constant), KA, KI, SQRT_INS, SQRT_DER, KM

b. Dependent Variable: RETURN

Lampiran 15: Uji Parsial (t)

		Coefficients ^a				Collinearity Statistics		
		Unstandardized Coefficients		Standardized Coefficients				
Model		B	Std. Error	Beta	T	Sig.	Tolerance	VIF
1	(Constant)	13.971	9.924		-1.408	.169		
	SQRT_INS	.959	.645	.110	1.487	.147	.807	1.239
	KM	1.603	.385	.371	4.163	.000	.554	1.806
	KI	.152	.125	.088	1.213	.234	.833	1.201
	SQRT_DER	-.626	.292	-.181	-2.146	.040	.620	1.613
	KA	6.763	1.366	.483	4.950	.000	.462	2.163

a. Dependent Variable: RETURN

Lampiran 16: Uji Simultan (F)

ANOVA ^a						
Model		Sum of Squares	Df	Mean Square	F	Sig.
1	Regression	5885.354	5	1177.071	39.006	.000 ^b
	Residual	965.645	32	30.176		
	Total	6850.999	37			

a. Dependent Variable: RETURN

b. Predictors: (Constant), KA, KI, SQRT_INS, SQRT_DER, KM


Lampiran 17: Uji Koefisien Determinasi (R Square)

Model Summary ^b						
Model	R	R Square	Adjusted R Square	Std. Error of the Estimate	Durbin-Watson	
1	.927 ^a	.859	.837	5.49331	1.859	

a. Predictors: (Constant), KA, KI, SQRT_INS, SQRT_DER, KM

b. Dependent Variable: RETURN

















Lampiran 18: Form Bimbingan Skripsi

	FORMULIR PEMBIMBINGAN SKRIPSI/TA	SPT-I/03/SOP-28/F-03
		No. Rekaman




Nama Mahasiswa : Siti Ayu Wulansari

Prodi/NIM : Akuntansi / 2017011020

Judul Skripsi/TA yang diajukan : Pengaruh *Good Corporate Governance* dan *Leverage*
 Terhadap *Return Saham* (Studi Empiris pada Perusahaan
Property & Real Estate yang Terdaftar di Bursa Efek
 Indonesia Tahun 2017 – 2019)

No	Tanggal	Materi Pembimbingan	Paraf Mhs	Paraf Dosen Pembimbing
1	25 Februari 2021	Melakukan bimbingan pertama membahas bab 4		
2	03 Maret 2021	Melakukan bimbingan kedua membahas bab 4		
3	15 Maret 2021	Membahas hasil revisi bab 4		
4	16 Maret 2021	Membahas bab 1 - 4 sesuai dengan panduan skripsi		
5	04 Mei 2021	Membahas hasil akhir untuk revisi bab 4		
6	10 Mei 2021	Membahas bab 5 (final)		
7	02 Juni 2021	Membahas semua revisi terakhir dan sosialisasi untuk plagiarism		
8	04 Juni 2021	Review dan konsultasi bab 1 – bab 5 dengan Bu Irma (Dosen Pembimbing 2)		

* Jika pembimbingan lebih dari minimal 8 kali, mohon membuat salinan formulir ini

		
Siti Ayu Wulansari	Agustine Dwianika SE, M.Ak., CMA., CIBA	Dr. Irma Paramita Sofia, SE., Ak., M.Ak., CA