

LAMPIRAN

Lampiran 1. Logo Framework Aurora.JS



Lampiran 1. Catatan Pengembangan Aurora.JS

Company Profile : Aurora JS

- [Home](#)
- [Documentation](#)

Lampiran 2. Package Framework Aurora.JS Pada Website NPM

The screenshot shows the NPM package page for **aurorajs-core**. The page header includes the NPM logo, a search bar, and navigation links for Pro, Teams, Pricing, Documentation, and Community. Below the header, there's a banner encouraging users to publish their own packages. The main content area is divided into two columns. The left column contains the package name, version (0.0.6), and publication date (2 months ago). It features a 'Readme' button, dependency information (12 Dependencies, 0 Dependents, 6 Versions), and a section titled 'Aurora JS' with a subtitle 'Simple Framework for Node.JS. Fast, Simple, and Easy To Use'. The 'Installation' section provides instructions and a terminal command: `npm i aurorajs-core -g`. The 'Create First Your Project With Aurora JS' section includes a terminal command: `aurora new:project my-app`. The 'Documentation' section links to the Aurora.JS website. The 'License' section states it is under the MIT License. The 'Keywords' section is empty. The right column contains an 'Install' section with a terminal command: `> npm i aurorajs-core`. Below this is a 'Weekly Downloads' chart showing 1 download. A table lists package details: Version (0.0.6), License (ISC), Unpacked Size (15.2 MB), Total Files (5803), Issues (0), and Pull Requests (0). It also includes links for the Homepage (github.com/aurora-js/aurora#readme), Repository (github.com/aurora-js/aurora), Last publish (2 months ago), and Collaborators.

aurorajs-core
0.0.6 • Public • Published 2 months ago

Readme 12 Dependencies 0 Dependents 6 Versions

Aurora JS

Simple Framework for **Node.JS**. Fast, Simple, and Easy To Use

Installation

Before installing, make sure your Node.JS 0.10 or higher

Installation using the npm install command :

```
npm i aurorajs-core -g
```

Create First Your Project With Aurora JS

For create new folder your project with Aurora JS you can run this command in your command terminal :

```
aurora new:project my-app
```

Then, cd into the new folder :

```
cd my-app
```

And, YEAY your project is created successfully, for check your project you can run this command :

```
node ./app.js
```

If success for installing you can see message **Aurora Serve on port 3000**

If you want to make package.json, you can make it by giving the command: (CMD or Terminal)

```
npm init
```

Documentation

Learn Aurora.JS - See The Documentation [Website](#)

License

This Aurora.JS framework is licensed under the MIT License - see the [MIT License](#) file for details

Keywords

none

Install

```
> npm i aurorajs-core
```

Weekly Downloads

1

Version	License
0.0.6	ISC

Unpacked Size	Total Files
15.2 MB	5803

Issues	Pull Requests
0	0

Homepage

github.com/aurora-js/aurora#readme

Repository

github.com/aurora-js/aurora

Last publish
























2 months ago

Collaborators

[Try on RunKit](#)

[Report a vulnerability](#)

Lampiran 3. Bimbingan Tugas Akhir

No	Tanggal	Dosen Pembimbing	Topik	Disetujui	Aksi
1	24 September 2021	Augury El Rayeb, S.Kom., M.MSI.	Membahas garis besar rancangan	✓	
1	12 Oktober 2021	Chaerul Anwar, S.Kom., M.T.I.	pembahasan penulisan BAB I	✓	
2	21 Oktober 2021	Augury El Rayeb, S.Kom., M.MSI.	mengenai materi tahapan dalam rancangan aplikasi	✓	
2	25 Oktober 2021	Augury El Rayeb, S.Kom., M.MSI.	penulisan pada tahapan rancangan aplikasi di laporan tugas akhir	✓	
2	25 Oktober 2021	Chaerul Anwar, S.Kom., M.T.I.	penulisan pada tahapan rancangan aplikasi di laporan tugas akhir	✓	
3	1 November 2021	Augury El Rayeb, S.Kom., M.MSI.	progress Tugas akhir BAB 1	✓	
3	4 November 2021	Chaerul Anwar, S.Kom., M.T.I.	penulisan BAB 1 pada tugas akhir	✓	
4	10 November 2021	Chaerul Anwar, S.Kom., M.T.I.	finalisasi penulisan dan pembahasan bab 1 dan progress bab 2	✓	
4	8 November 2021	Augury El Rayeb, S.Kom., M.MSI.	pembahasan seluruh hasil pekerjaan mahasiswa di BAB 1	✓	
5	17 November 2021	Chaerul Anwar, S.Kom., M.T.I.	update laporan tugas akhir saya dari bab 1- bab 3	✓	
5	15 November 2021	Augury El Rayeb, S.Kom., M.MSI.	pembahasan materi dari bab 1 sampai BAB 3	✓	
6	24 November 2021	Chaerul Anwar, S.Kom., M.T.I.	pengecekan penulisan dan revisi penulisan pada BAB II	✓	
6	22 November 2021	Augury El Rayeb, S.Kom., M.MSI.	Pembahasan kerangka kerja revisi pada BAB II dan BAB III	✓	
7	30 Desember 2021	Chaerul Anwar, S.Kom., M.T.I.	revisi penempatan dan format laporan pada bab II dan III	✓	
7	28 November 2021	Augury El Rayeb, S.Kom., M.MSI.	revisi pembahasan & perbaikan bab III	✓	
8	8 Desember 2021	Chaerul Anwar, S.Kom., M.T.I.	pengecekan format laporan dan adanya revisi di laporan tugas akhir	✓	
8	6 Desember 2021	Augury El Rayeb, S.Kom., M.MSI.	Penjelasan materi bab IV penutupan kesimpulan dan saran	✓	
8	4 Desember 2021	Chaerul Anwar, S.Kom., M.T.I.	pengecekan format laporan dan adanya revisi di laporan tugas akhir	✓	
9	17 Desember 2021	Chaerul Anwar, S.Kom., M.T.I.	pengecekan dan finalisasi laporan tugas akhir	✓	
9	15 Desember 2021	Augury El Rayeb, S.Kom., M.MSI.	revisi dan finalisasi tugas akhir	✓	
9	15 Desember 2021	Augury El Rayeb, S.Kom., M.MSI.	revisi dan finalisasi tugas akhir	✓	
10	30 Desember 2021	Augury El Rayeb, S.Kom., M.MSI.	finalisasi tugas akhir	✓	
10	27 Desember 2021	Chaerul Anwar, S.Kom., M.T.I.	finalisasi tugas akhir	✓	

Lampiran 3. Bimbingan Tugas Akhir