











## **LAMPIRAN-LAMPIRAN**

## LAMPIRAN A

 Universitas Pembangunan Jaya	FORMULIR BIMBINGAN KERJA PROFESI	SPT-I/03/SOP-27.b/F-04
		Bina Berkarya

Nama Mahasiswa : Rina Julia  
 Program Studi/NIM : Sistem Informasi / 2018081107  
 Nama Instansi/Perusahaan : PT. Enerren Technologies  
 Unit/Bagian/Seksi tempat KP : information Technology (IT)  
 Tanggal Pelaksanaan KP : 1 Desember 2021 s.d. 28 Februari 2022  
 Nama Dosen Pembimbing KP : Johannes Hamonangan Siregar, M.Ed., Ph.D.

No.	Tanggal	Materi	Paraf Mahasiswa	Paraf Dosen Pembimbing KP
1	26 Nov 2021	Pembahasan Mengenai Topik Kerja Profesi		
2	4 Feb 2022	Bimbingan Mengenai Abstrak dan Format LKP		
3	7 Feb 2022	Bimbingan Mengenai Bab 1		
4	13 April 2022	Bimbingan Mengenai Bab 2 dan 3		
5	9 Mai 2022	Bimbingan Mengenai Bab 4		

\*\* jika tidak mencukupi, dapat menggunakan lebih dari 1 (satu) lembar

Tgl: 9 Mei 2022



( Johannes Siregar )



LAPORAN HARIAN  
PELAKSANAAN KERJA PROFESI

SPT-I/03/SOP-27.b/F-03

No. Rekam

Nama Mahasiswa : Rina Julia  
Program Studi/NIM : Sistem Informasi / 2018081107  
Nama Instansi/Perusahaan : PT. Enerren Technologies  
Unit/Bagian/Seksi tempat KP : IT (Information Technology)  
Tanggal Pelaksanaan KP : 1 Desember 2021 s.d. 28 Februari 2022

No.	Tanggal	Materi yang Dikerjakan	Paraf Pembimbing Kerja
1	1 Des 2021	Induksi Perusahaan	Hai
2	2 Des 2021	Pengenalan Organisasi dan Produk	Hai
3	3 Des 2021	Training Cara Kerja VTS (Vehicle Transportation System)	Hai
4	4 Des 2021		
5	5 Des 2021		
6	6 Des 2021	Bimbingan kerja (by phone) dengan pembimbing kerja	Hai
7	7 Des 2021	Penugasan dan konsultasi kerja mengenai aplikasi VTS	Hai
8	8 Des 2021	Pengenalan cara kerja IO GPS Tracking	Hai
9	9 Des 2021	Alur kerja dan sistematika aplikasi VTS	Hai
10	10 Des 2021	Rencana pengerjaan BPMN (Business Process Model Notation)	Hai
11	11 Des 2021		
12	12 Des 2021		
13	13 Des 2021	Analisis dokumentasi teknis VTS	Hai
14	14 Des 2021	Pembuatan Hierarki bagan aplikasi VTS	Hai
15	15 Des 2021	Pembuatan Hierarki bagan aplikasi VTS	Hai
16	16 Des 2021	Pembuatan Hierarki bagan aplikasi VTS	Hai
17	17 Des 2021	Pembuatan Hierarki bagan aplikasi VTS	Hai
18	18 Des 2021		
19	19 Des 2021		
20	20 Des 2021	Training penggunaan aplikasi VTS	Hai
21	21 Des 2021	Training penggunaan aplikasi VTS	Hai
22	22 Des 2021	Training penggunaan aplikasi VTS	Hai
23	23 Des 2021	Pembuatan Hierarki bagan aplikasi VTS	Hai
24	24 Des 2021	Pembuatan Hierarki bagan aplikasi VTS	Hai
25	25 Des 2021		
26	26 Des 2021		
27	27 Des 2021	Training penggunaan aplikasi VTS	Hai
28	28 Des 2021	Training penggunaan aplikasi VTS	Hai
29	29 Des 2021	Training penggunaan aplikasi VTS	Hai
30	30 Des 2021	Pembuatan Hierarki bagan aplikasi VTS	Hai
31	31 Des 2021	Pembuatan Hierarki bagan aplikasi VTS	Hai
32	1 Jan 2022		
33	2 Jan 2022		
34	3 Jan 2022	Analisis dokumentasi teknis VTS	Hai
35	4 Jan 2022	Analisis dokumentasi teknis VTS	Hai
36	5 Jan 2022	Pembuatan Hierarki bagan aplikasi VTS	Hai
37	6 Jan 2022	Pembuatan Hierarki bagan aplikasi VTS	Hai
38	7 Jan 2022	Training penggunaan aplikasi VTS	Hai
39	8 Jan 2022		
40	9 Jan 2022		

41	10 Jan 2022	Pengenalan Produk yang digunakan di VTS	Hai
42	11 Jan 2022	Pengenalan Produk yang digunakan di VTS	Hai
43	12 Jan 2022	Meeting Internal membahas alur kerja baru	Hai
44	13 Jan 2022	Penyesuaian alur kerja baru	Hai
45	14 Jan 2022	Pengenalan Produk yang digunakan di VTS	Hai
46	15 Jan 2022		
47	16 Jan 2022		
48	17 Jan 2022	Meeting Eksternal dengan PT. Hacaca Setlo Abadi	Hai
49	18 Jan 2022	Pembuatan Proposal	Hai
50	19 Jan 2022	Pembuatan Proposal	Hai
51	20 Jan 2022	Pembuatan Proposal	Hai
52	21 Jan 2022	Pembuatan bagan aplikasi VTS	Hai
53	22 Jan 2022		
54	23 Jan 2022		
55	24 Jan 2022	Mengirimkan penawaran	Hai
56	25 Jan 2022	Identifikasi Resiko dan Peluang divisi sales dan marketing	Hai
57	26 Jan 2022	Meeting Eksternal dengan PT. AGI	Hai
58	27 Jan 2022	Mengirimkan penawaran	Hai
59	28 Jan 2022	Mengirimkan penawaran	Hai
60	29 Jan 2022		
61	30 Jan 2022		
62	31 Jan 2022	Mengirimkan penawaran	Hai
63	1 Feb 2022	Melakukan QC web InovaTrack VTS	Hai
64	2 Feb 2022	Mengirimkan penawaran	Hai
65	3 Feb 2022	Meeting Eksternal dengan PT. Jotun	Hai
66	4 Feb 2022	Mengirimkan penawaran	Hai
67	5 Feb 2022		
68	6 Feb 2022		
69	7 Feb 2022	Mengirimkan penawaran	Hai
70	8 Feb 2022	Mengirimkan penawaran	Hai
71	9 Feb 2022	Mengirimkan penawaran	Hai
72	10 Feb 2022	Mengirimkan penawaran	Hai
73	11 Feb 2022	Meeting Eksternal dengan PT. SBI	Hai
74	12 Feb 2022		
75	13 Feb 2022		
76	14 Feb 2022	Follow Up	Hai
77	15 Feb 2022	Follow Up	Hai
78	16 Feb 2022	Follow Up	Hai
79	17 Feb 2022	Mengirimkan penawaran	Hai
80	18 Feb 2022	Mengirimkan penawaran	Hai
81	19 Feb 2022		
82	20 Feb 2022		
83	21 Feb 2022	Design Penawaran	Hai
84	22 Feb 2022	Design Penawaran & Mengirimkan penawaran	Hai
85	23 Feb 2022	Mengirimkan penawaran	Hai
86	24 Feb 2022	PT Surveyor Indonesia, Sosialisasi Program Sertifikasi TKDN	Hai
87	25 Feb 2022	Mengirimkan penawaran	Hai
88	26 Feb 2022		
89	27 Feb 2022		
90	28 Feb 2022	Meeting Eksternal dengan PT. Gajiges	Hai

\*\* jika tidak mencukupi, dapat menggunakan lebih dari 1 (satu) lembar

Tanggal:

Pembimbing Kerja,

(  Hari Fajri )

Copyright ©2021 Universitas Pembangunan Jaya. All rights reserved. | +62-21-7455555

## Lampiran 1.2 Laporan Harian Pelaksanaan Kerja Profesi

**FORMULIR PENGAJUAN KERJA PROFESI**

SPT-I/03/SOP-27.b/F-01

No. Rekaman

**Identitas Mahasiswa**

Nama Mahasiswa : Rina Julia  
NIM : 2018081107 Tahun Akademik : 2018  
Program Studi : Sistem Informasi  
Materi/Judul KP : Testing Aplikasi Mobile Menggunakan Metode Blackbox

**A. KP Bagi Mahasiswa Tidak / Sedang Bekerja\***

Instansi/Perusahaan : PT. Enerren Technologies  
Nama Pembimbing Kerja : Hari Fajri  
Jabatan : IT Manager  
Alamat KP : Gedung Graha Kapital 1, Jl. Kemang Raya No.4, RT.11/RW.1, Bangka, Kec. Mampang Prpt., Kota Jakarta Selatan, Daerah Khusus Ibukota Jakarta 12730  
Telepon/email : (021) 7198634  
Masa Kerja Profesi : 3 bulan  
: Mulai dari : 1 Desember 2021 sampai dengan : 28 February 2022

**B. KP Bagi Mahasiswa Berwirausaha\***

Jenis Usaha : .....(Bukan Mitra e-Commerce)  
Alamat KP : .....  
Masa Kerja Profesi : .....  
: Mulai dari : ..... sampai dengan:.....

**Persetujuan Oleh Kaprodi :**

**Disetujui** Tgl :  
 **Tidak Disetujui** Paraf :  
Alasan .....

Dosen Pembimbing Kerja Profesi : Johannes Hamonangan Siregar Ph.D (Diisi oleh Kaprodi)

Tgl: 1 Nov 2021 Tgl: 3 Nov 2021 Tgl: 22 Nov 2021  
Yang mengajukan, Mengetahui, Menyetujui,  
Mahasiswa Dosen Pembimbing KP, Kepala Program Studi,

( Rina Julia )

(Johannes Siregar M. Ed., Ph.D)

( Chaerul Anwar, S. Kom. M.T.I.)

\*Coret yang tidak perlu

Lampiran 1.3 Formulir Pengajuan Kerja Profesi

	<b>FORMULIR PENILAIAN PEMBIMBINGAN KP</b>	SPT-I-03-SOP-27.b-F-08
		No. Revisi

Menyatakan bahwa dari hasil pelaksanaan Kerja Profesi atas nama :


Nama Mahasiswa : Rina Julia  
 Prodi/NIM : Sistem Informasi / 2018081107  
 Nama Instansi/Perusahaan/  
 Jenis Usaha/Judul Studi  
 Proyek Independen\* : PT. Enerren Technologies  
 Testing Mobile Aplikasi Menggunakan Metode Blackbox  
 Unit/Bagian Tempat KP\* : IT (Information Technology)  
 Periode KP : 1 Desember 2021 s/d 28 Februari 2022

Diberikan penilaian sebagai berikut :

	Indikator Penilaian	Nilai (N)	Bobot (B)	N x B
S	Etika	90	5%	4,5
	Kedisiplinan	85	5%	4,25
	Tanggung jawab	95	5%	4,75
	Kerjasama	100	5%	5
P	Pengembangan diri / Lifelong learning	90	10%	4,5
KU	Komunikasi	95	10%	4,75
KU	Daya Analisa	80	10%	4
KU	Kualitas hasil kerja	100	10%	5
KK	Kompetensi berdasarkan bidang ilmu	80	20%	4
KK	Pemecahan masalah	80	20%	4
Total NxB				80,5

Tangerang Selatan, 9 Mei 2022

Menyatakan,



(Pembimbing Kerja/Dosen Pembimbing KP)\*

\* Coret yang tidak perlu

Lampiran 1.4 Formulir Penilaian Bimbingan Kerja Profesi

**FORMULIR PENERIMAAN KERJA PROFESI**

SPT-1/03/SOP-27.b/F-02

No. Rekaman

Nama Instansi : **PT. Enerren Technologies**  
Nomor Identitas Instansi \*) : NPWP No : 022412738017000

Alamat : Gedung Graha Kapital 1, Jl. Kemang Raya No.4,  
RT.11/RW.1, Bangka, Kec. Mampang Prpt., Kota Jakarta  
Selatan, Daerah Khusus Ibukota Jakarta 12730

Bersedia menjadi tempat pelaksanaan kerja profesi untuk

Nama Mahasiswa : Rina Julia  
Nomor Induk Mahasiswa : 2018081107  
Program Studi : Sistem Informasi  
Tahun Akademik : 2021/2022

Pelaksanaan Kerja Profesi dijadwalkan sebagai berikut:

Tanggal Mulai : 01 Desember 2021  
Tanggal Selesai : 28 Februari 2022  
Total Jam Kerja \*\*) : +- 400 Jam Kerja  
Bagian/Divisi : IT  
Uraian Pekerjaan \*\*\*) : Technical Writer bertugas mempelajari contoh produk dan berkoordinasi dengan pencipta dan pengembangnya, mengorganisasi dan menuliskan dokumen pendukung untuk produk, menggunakan foto, gambar, diagram, dan animasi untuk meningkatkan pemahaman pengguna, melakukan standarisasi konten di seluruh platform dan media, merevisi dokumen ketika ada pembaruan terkait produk, Menulis dengan menuangkan pikirannya ke dalam tulisan secara runut, ringkas, dan lugas

Nama Pembimbing Kerja : Hari Fajri  
Kontak Pembimbing Kerja : HP : 62 856-9483-2394  
Email : hari.fajri@enerren.com

Demikian informasi ini diberikan sesuai perihal di atas untuk digunakan sebaik-baiknya.

Tgl: 11-11-2021  
Mengetahui,  
Pembimbing Kerja

( Hari Fajri )

Tgl: 11-11-2021  
Menyetujui,  
Bagian SDM/Human Resources/  
Personalia



( Staniah Pertiwi )

**Lampiran 1.5 Formulir Penerimaan Kerja Profesi**

**SURAT KETERANGAN**

NO. ET/KL/HRD/2202045

Yang bertanda tangan dibawah ini menerangkan bahwa :

Nama : Rina Julia  
Jabatan : Technical Writer  
Status : Magang  
Alamat : Apartemen Green Bay Tower B (Borneo) B16BK  
Jl. Pluit Karang Ayu Barat RT. 020 RW. 002 Penjaringan  
Jakarta Utara

Adalah benar melakukan kerja profesi (magang) di PT. Enerren Technologies sejak tanggal 01 Desember 2021 sampai dengan 28 Februari 2022.

Demikian surat keterangan ini dibuat untuk dipergunakan sebagaimana mestinya.

Jakarta, 28 Februari 2022

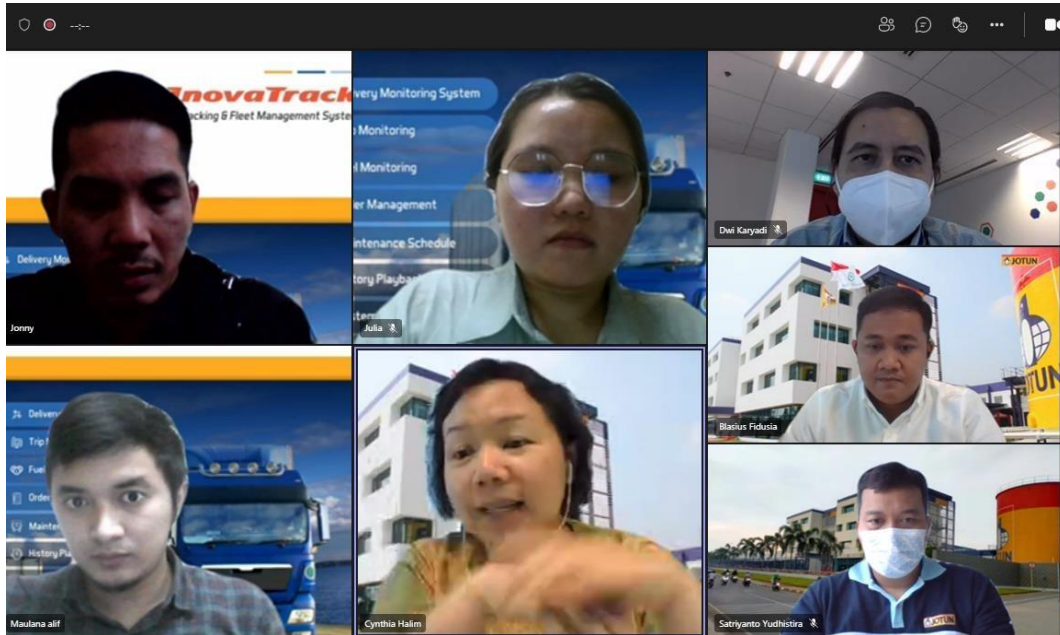
**PT. Enerren Technologies**



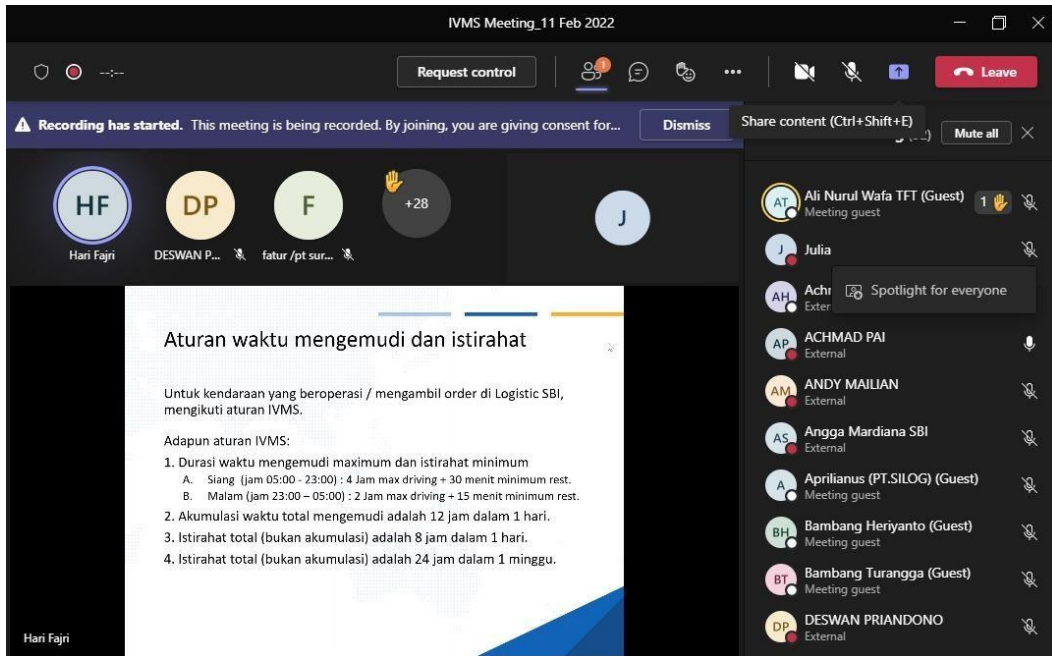
Staniah Pertiwi  
Spv. HRD & GA



## LAMPIRAN B



Lampiran 2.1 Meeting dengan Jotun

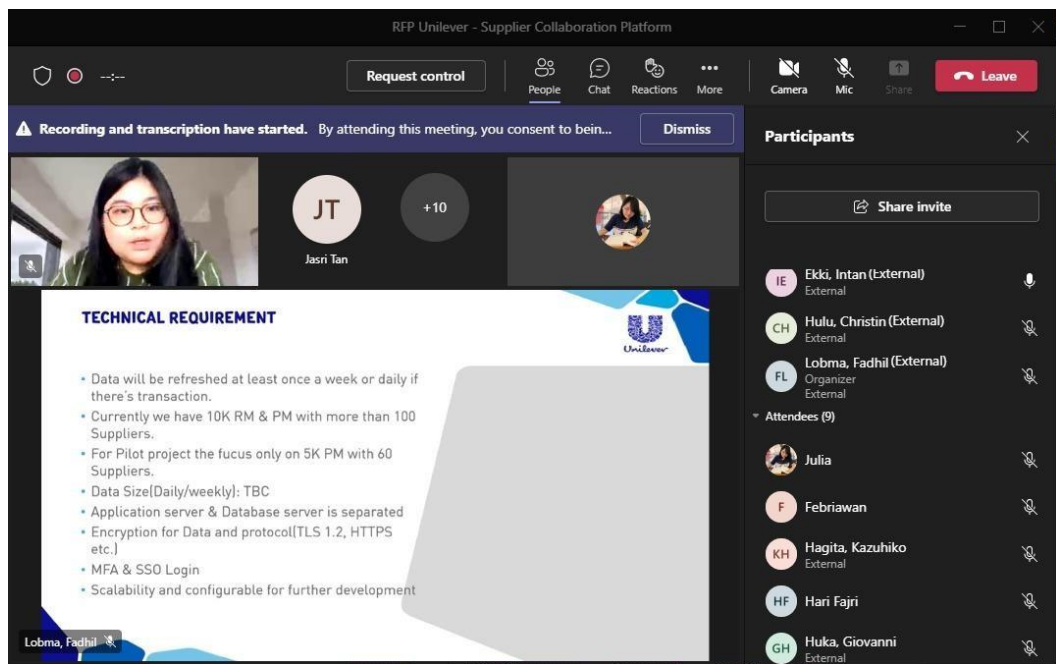


Lampiran 2.2 Meeting dengan SBI





Lampiran 2.3 Meeting dengan Gaji Gesa



Lampiran 2.4 Meeting dengan Unilever



**Lampiran 2.5 Suasana Kantor**



**Lampiran 2.6 Suasana Kantor**



**Lampiran 2.7 Praktikan Sedang Melakukan Bimbingan**

## **LAMPIRAN C**

**Lampiran 3.1 Testing Mobile Aplikasi InovaTrack**

# USER ACCEPTANCE TEST












NO: 001/ET.IT/QC/02/2022

Project : VTS v 4 for Web  
Date : 1 Februari 2022  
Tested By : Rina Julia

No	Module	Test Data	Expected Result	Actual Result	Pass/Fail
1	Menu login	Alamat URL http://beta.inovatrack.com	Masuk ke menu login	Menu login tampil	PASS
2	Button google playstore	Klik button google playstore	Masuk ke situs google play store	Masuk ke situs google play store	PASS
3	Button app store	Klik button app store	Masuk ke situs app store	Button app store di hapus	PASS
4	Button forgot password	Klik button forgot password	Hanya email yg sudah terdaftar yg bisa reset password	Email yg belum terdaftar pun dikonfirmasi	PASS
5	button login	Input : Member code : demo Username : julia Password : admin123	Bisa login	Bisa login	PASS
6	Menu login	Input username dengan huruf besar atau campuran huruf besar dan kecil	Bisa login	Bisa login	PASS

## USER ACCEPTANCE TEST











7	<b>Menu map</b>	Klik button map	Menampilkan peta online	Peta online tampil	PASS
8	<b>Menu map</b>	Klik button 	Zoom in	Zoom in	PASS
9	<b>Menu map</b>	Klik button 	Zoom out	Zoom out	PASS
10	<b>Menu map</b>	Klik button 	Menigkuti kendaraan yg dipilih	Menigkuti kendaraan yg dipilih	PASS
11	<b>Menu map</b>	Klik button 	Menigkuti kendaraan yg dipilih (banyak kendaraan)	Menigkuti kendaraan yg dipilih (banyak kendaraan)	PASS
12	<b>Menu map</b>	Klik button 	Langsung zoom in ke kendaraan yg dipilih	Langsung zoom in ke kendaraan yg dipilih	PASS
13	<b>Menu map</b>	Klik button 	Langsung zoom in ke kendaraan yg dipilih (banyak kendaraan)	Langsung zoom in ke kendaraan yg dipilih (banyak kendaraan)	PASS
14	<b>Menu map</b>	Klik button 	Mengukur jarak pada peta	Mengukur jarak pada peta	PASS
15	<b>Menu map</b>	Klik button 	Membuat lokasi baru	Membuat lokasi baru	PASS
16	<b>Menu map</b>	Klik button 	Membuat geofence baru	Bisa membuat geofence baru	PASS






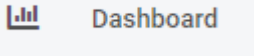
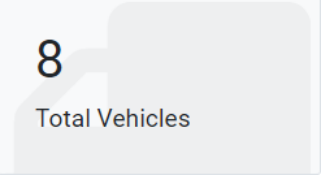
## USER ACCEPTANCE TEST



17	<b>Menu map</b>	Klik button 	Menampilkan history kendaraan	History kendaraan tampil	PASS
18	<b>Menu map</b>	Klik button 	Membagi layar peta secara vertikal	Membagi layar peta secara vertikal	PASS
19	<b>Menu map</b>	Klik button 	Membagi layar peta secara horizontal	Membagi layar peta secara horizontal	PASS
20	<b>Menu map</b>	Klik button 	Menampilkan peta full screen	Menampilkan peta full screen	PASS
21	<b>Menu map</b>	Klik button 	Settingan base map, layers dan vehicle coloring berfungsi semua	Settingan base map, layers dan vehicle coloring berfungsi semua	PASS
22	<b>Menu map</b>	Klik button 	Menampilkan informasi kendaraan	Informasi kendaraan tampil	PASS
23	<b>Menu map</b>	Klik button 	Membuat lokasi baru serta button zoom to, create, edit, delete dan search berfungsi	Membuat lokasi baru serta button zoom to, create, edit, delete dan search berfungsi	PASS
24	<b>Menu map</b>	Klik button 	Menampilkan peta geofences dan button create, edit, delete dan search berfungsi	Menampilkan peta geofences dan button create, edit, delete dan search berfungsi	PASS

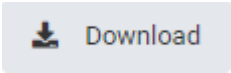

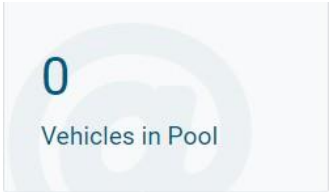
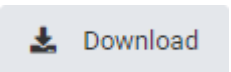

## USER ACCEPTANCE TEST



25	<b>Menu map</b>	Klik button 	Menampilkan check points serta button, create, edit, delete dan search berfungsi	Menampilkan check points serta button, create, edit, delete dan search berfungsi	PASS
26	<b>Menu map</b>	Klik button 	Menampilkan rute serta button, edit, delete dan search berfungsi	Menampilkan rute serta button, edit, delete dan search berfungsi	PASS
27	<b>Menu map</b>	Klik button 	Menampilkan kolom pencarian	Menampilkan kolom pencarian	PASS
28	<b>Menu Dashboard</b>	Klik menu 	Menampilkan total vehicles, vehicles in pool, job order in progress, need maintenance, fleet utilisation dan top vehicles by distance driven	Total vehicles, vehicles in pool, job order in progress, need maintenance, fleet utilisation dan top vehicles by distance driven tampil	PASS
29	<b>Menu Dashboard</b>	Klik button 	Menampilkan vehicle list	Vehicle list tampil	PASS





## USER ACCEPTANCE TEST



30	<b>Menu Dashboard-total vehicle</b>	Klik button 	Mencetak vehicle list	Mencetak vehicle list	PASS
31	<b>Menu Dashboard-total vehicle</b>	Klik button 	Masuk ke menu map	Masuk ke menu map	PASS
	<b>Menu Dashboard-total vehicle</b>	Klik button total vehicles	Pada halaman vehicle list kolom position dan gps menimpa jadi satu pada versi mobile	Sudah disesuaikan	PASS
32	<b>Menu Dashboard</b>	Klik button 	Menampilkan vehicle in pool	Vehicle in pool tampil	PASS
33	<b>Menu Dashboard-vehicles in pool</b>	Klik button 	Mencetak vehicle in pool	Mencetak vehicle in pool	PASS
34	<b>Menu Dashboard</b>	Klik button 	Masuk ke menu job order	Masuk ke menu job order	PASS





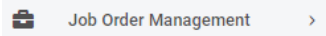
## USER ACCEPTANCE TEST



35	<b>Menu Dashboard</b>	<p>Klik button</p> 	Masuk ke menu maintenance schedule	Masuk ke menu maintenance schedule	PASS
36	<b>Menu Dashboard</b>	<p>Fleet utilisation</p> 	Menampilkan grafik fleet utilisation	Menampilkan grafik fleet utilisation	PASS
37	<b>Menu dashboard-fleet utilisation</b>	<p>Klik button</p> 	Menampilkan grafik fleet utilisation per 1 week, 2 weeks, dan 1 month	Menampilkan grafik fleet utilisation per 1 week, 2 weeks, dan 1 month	PASS
38	<b>Menu Dashboard</b>	<p>Top vehicle by distance driven</p> 	Menampilkan grafik top vehicle by distance driven	Menampilkan grafik top vehicle by distance driven	PASS

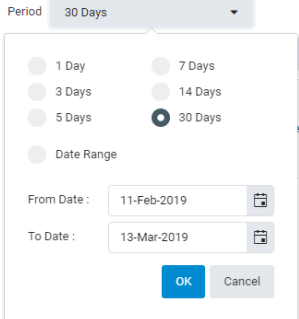
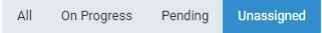


## USER ACCEPTANCE TEST



39	<b>Menu Dashboard-top vehicle by distance driven</b>	Klik button 	Menampilkan grafik top vehicle by distance driven per 1 week, 2 weeks, dan 1 month	tampilan grafik top vehicle by distance driven per 1 week, 2 weeks, dan 1 month tidak berubah ==> Sudah bisa	PASS
40	<b>Menu Vehicle Summary</b>	Klik button 	Masuk ke menu vehicle summary	Masuk ke menu vehicle summary	PASS
41	<b>Menu Vehicle Summary</b>	Klik button fleet-1 	Menampilkan vehicle pada fleet-1 serta button download, view dan serach berfungsi	Menampilkan vehicle pada fleet-1 serta button download, view dan serach berfungsi	PASS
42	<b>Menu Vehicle Summary</b>	Klik button fleet-2 	Menampilkan vehicle pada fleet-2 serta button download, view dan serach berfungsi	Menampilkan vehicle pada fleet-2 serta button download, view dan serach berfungsi	PASS
	<b>Menu Vehicle Summary</b>	Klik button vehicle summary	Kolom position dan speed saling menimpa jadi satu pada versi mobile	Sudah disesuaikan	PASS
43	<b>Menu Job Order Management</b>	Klik button job order 	Masuk ke menu job order	Masuk ke menu job order	PASS

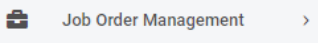
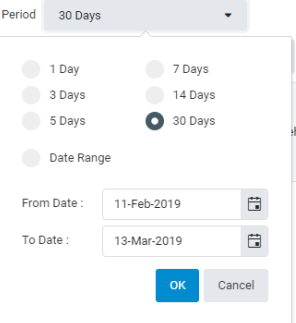

## USER ACCEPTANCE TEST



44	<b>Menu job order management-job order</b>	<p>Klik button period</p> 	Menampilkan period dan fungsi didalamnya jalan semua	Menampilkan period dan fungsi didalamnya jalan semua	PASS
45	<b>Menu job order management-job order</b>	<p>Klik button all, on progress, pending dan unassigned</p> 	Menampilkan detail button all, on progress, pending dan unassigned	Menampilkan detail button all, on progress, pending dan unassigned	PASS
46	<b>Menu job order management-job order</b>	<p>klik button </p>	Button edit, force complete, cancel dan delete berfungsi semua	Button edit, force complete, cancel dan delete berfungsi semua	PASS
47	<b>Menu job order management-job order</b>	<p>Klik button download dan add job order</p> 	<p>Button download dan add job order berfungsi semua. Report pada website sama dengan report yg didownload.</p>	<p>Button download dan add job order berfungsi semua Report pada website sama dengan report yg didownload.</p>	PASS

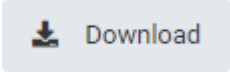


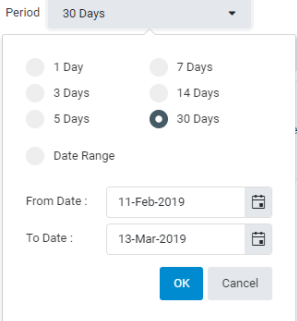
## USER ACCEPTANCE TEST



48	<b>Menu Job Order Management- job order with multiple destination</b>	Klik button job order with multiple destination 	Masuk ke menu job order with multiple destination	Masuk ke menu job order with multiple destination	PASS
49	<b>Menu Job Order Management- job order with multiple destination</b>	klik button period 	Menampilkan period dan fungsi didalamnya jalan semua	Menampilkan period dan fungsi didalamnya jalan semua	PASS
50	<b>Menu job order management- job order with multiple destination</b>	Klik button all, on progress, pending dan unassigned completed 	Menampilkan detail button all, on progress, pending dan unassigned dan completed	Menampilkan detail button all, on progress, pending dan unassigned dan completed	PASS

## USER ACCEPTANCE TEST

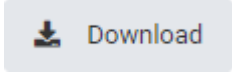



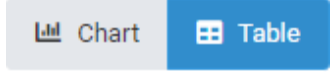



	<b>Menu job order management- job order with multiple destination</b>	Klik button 	Report pada website sama dengan report yg sudah didownload	Report pada website sama dengan report yg sudah didownload	PASS
51	<b>Menu job order management- job order with multiple destination</b>	Klik button 	menambahkan job order	Bisa menambahkan job order	PASS
52	<b>Menu fuel Management</b>	Klik button refueling 	Menampilkan menu refueling	Menampilkan menu refueling	PASS
53	<b>Menu fuel Management- refueling</b>	klik button period 	Menampilkan period dan fungsi didalamnya jalan semua	Menampilkan period dan fungsi didalamnya jalan semua	PASS



## USER ACCEPTANCE TEST



54	<b>Menu fuel Management-refueling</b>	Klik button 	Report pada webiste sama dengan report yg di download	Report pada webiste sama dengan report yg di download	PASS
55	<b>Menu fuel Management-refueling</b>	Klik button 	Menambahkan refueling	Menambahkan refueling	PASS
56	<b>Menu fuel Management-refueling</b>	Klik button 	Mengedit dan menghapus refueling	Mengedit dan menghapus refueling	PASS
57	<b>Menu fuel Management</b>	Klik button fuel level report 	Masuk ke menu fuel lever report	Masuk ke menu fuel report	PASS
58	<b>Menu fuel Management-fuel level report</b>	Klik button chart dan table 	Menampilkan chart dan table fuel level report	Menampilkan chart dan table fuel level report	PASS
59	<b>Menu fuel Management-</b>	Klik button period 	Menampilkan menu period dan fungsinya ok	Menampilkan menu period dan fungsinya ok	PASS

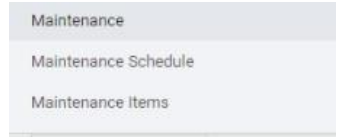
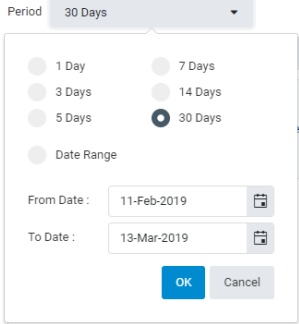


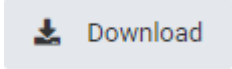
## USER ACCEPTANCE TEST



	<b>fuel level report</b>				
60	<b>Menu fuel Management-fuel level report</b>	Klik button vehicle 	Menampilkan list vehicle	Menampilkan list vehicle	PASS
61	<b>Menu fuel Management-fuel level report</b>	Klik button 	Report pada website sama dengan report yg di download	Report pada website sama dengan report yg di download	PASS
62	<b>Menu fuel Management-fuel consumption summary</b>	Klik button fuel consumption summary 	Menampilkan fuel consumption summary	Menampilkan fuel consumption summary	PASS
63	<b>Menu fuel management</b>	Teks fuel management tidak ada spasi	Fuel management	Fuelmanagement --> sudah diganti menjadi Fuel Management	PASS
64	<b>Menu Maintenance</b>	Klik button 	Masuk ke menu maintenance	Masuk ke menu maintenance	PASS

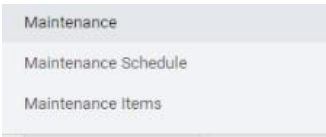
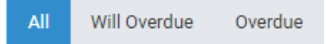
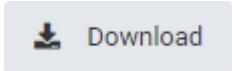
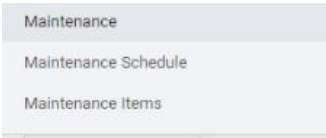

## USER ACCEPTANCE TEST



65	<b>Menu maintenance</b>	Klik button maintenance 	Masuk ke menu maintenance	Masuk ke menu maintenance	PASS
66	<b>Menu maintenance-maintenance</b>	klik button period 	Masuk ke menu period dan fungsinya ok	Masuk ke menu period dan fungsinya ok	PASS
67	<b>Menu maintenance-maintenance</b>	klik button 	Menambahkan maintenance baru	Bisa Menambahkan maintenance baru	PASS
68	<b>Menu maintenance-maintenance</b>	Klik button 	Mengedit dan menghapus maintenance	Bisa mengedit dan menghapus maintenance	PASS
69	<b>Menu maintenance-maintenance</b>	Klik button 	Report pada website sama dengan report yang di download	Report pada website TIDAK sama dengan report yang di	PASS


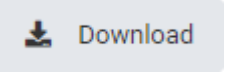

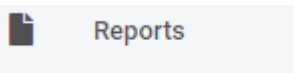
## USER ACCEPTANCE TEST



				download pada bagian engine hour	
70	<b>Menu maintenance-maintenance schedule</b>	Klik button maintenance schedule 	Masuk ke menu maintenace schedule	Masuk ke menu maintenace schedule	PASS
71	<b>Menu maintenance-maintenance schedule</b>	Klik button all, will overdue, dan overdue 	Menampilkan semua daftar maintenance	Menampilkan semua daftar maintenance	PASS
72	<b>Menu maintenance-maintenance schedule</b>	Klik button 	Report pada website sama dengan report yang di download	Report pada website sama dengan report yang di download	PASS
73	<b>Menu maintenance-maintenance items</b>	Klik button maintenance items 	Menampilkan maintenance items	Menampilkan maintenance items	PASS
74	<b>Menu maintenance-</b>	Klik button 	Menambahkan maintenance item	Bisa menambahkan maintenance item	PASS


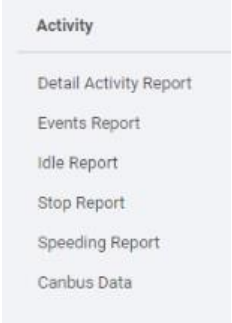
## USER ACCEPTANCE TEST



	<b>maintenance items</b>				
75	<b>Menu maintenance-maintenance items</b>	Klik button search 	Bisa mencari maintenance item	Bisa mencari maintenance item	PASS
76	<b>Menu maintenance-maintenance items</b>	Klik button 	Report pada website sama dengan report yang di download	Report pada website sama dengan report yang di download	PASS
77	<b>Menu maintenance-maintenance items</b>	Klik buttton 	Bisa mengedit dan menghapus maintenance item	Bisa mengedit dan menghapus maintenance item	PASS
78	<b>Menu reports</b>	Klik button 	Menampilkan semua report dari activity, trips, produktivity dan efficiency, driver and safety	Menampilkan semua report dari activity, trips, produktivity dan efficiency, driver and safety	PASS


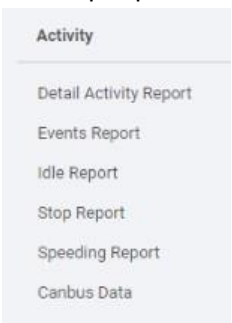
## USER ACCEPTANCE TEST



79	<b>Menu reports-activity</b>	Klik detail activity report  A screenshot of a mobile application menu titled "Activity". The menu items listed are: Detail Activity Report, Events Report, Idle Report, Stop Report, Speeding Report, and Canbus Data.	Menampilkan detail activity report	Menampilkan detail activity report	PASS
80	<b>Menu reports-activity</b>	Klik events report  A screenshot of a mobile application menu titled "Activity". The menu items listed are: Detail Activity Report, Events Report, Idle Report, Stop Report, Speeding Report, and Canbus Data.	Menampilkan events report	Menampilkan events report	PASS


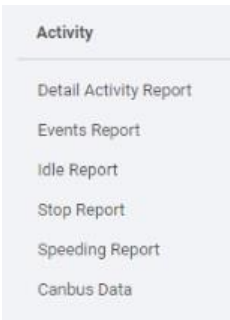
## USER ACCEPTANCE TEST



81	<b>Menu reports-activity</b>	Klik idle report  A screenshot of a web application interface. At the top, there is a header "Activity" with a horizontal line below it. Below the header, a list of menu items is displayed: "Detail Activity Report", "Events Report", "Idle Report", "Stop Report", "Speeding Report", and "Canbus Data". The "Idle Report" item is highlighted with a light blue background.	Menampilkan idle report	Menampilkan idle report	PASS
82	<b>Menu reports-activity</b>	Klik stop report  A screenshot of a web application interface, identical to the one above. The "Stop Report" item in the list is highlighted with a light blue background.	Menampilkan stop report	Menampilkan stop report	PASS

## USER ACCEPTANCE TEST

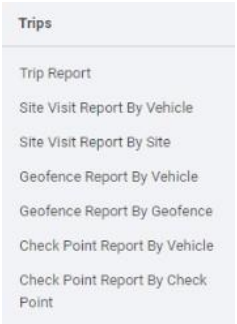
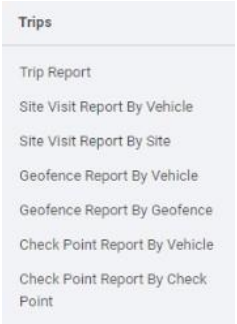


83	<b>Menu reports</b>	Klik speeding report 	Menampilkan speeding report	Menampilkan speeding report	PASS
84	<b>Menu reports-activity</b>	Klik canbus data 	Menampilkan canbus data	Menampilkan canbus data	PASS



## USER ACCEPTANCE TEST



85	<b>Menu reports-trips</b>	Klik button trip report 	Menampilkan trip report	Menampilkan trip report	PASS
86	<b>Menu reports-trips</b>	Klik button site visit report by vehicle 	Menampilkan site visit report by vehicle	Menampilkan site visit report by vehicle	PASS
87	<b>Menu reports-trips</b>	Klik button site visit report by site	Menampilkan site visit report by site	Menampilkan site visit report by site	PASS

## USER ACCEPTANCE TEST



		<p><b>Trips</b></p> <ul style="list-style-type: none"> <li>Trip Report</li> <li>Site Visit Report By Vehicle</li> <li>Site Visit Report By Site</li> <li>Geofence Report By Vehicle</li> <li>Geofence Report By Geofence</li> <li>Check Point Report By Vehicle</li> <li>Check Point Report By Check Point</li> </ul>			
88	<b>Menu reports-trips</b>	<p>Klik button geofence report by vehicle</p> <p><b>Trips</b></p> <ul style="list-style-type: none"> <li>Trip Report</li> <li>Site Visit Report By Vehicle</li> <li>Site Visit Report By Site</li> <li>Geofence Report By Vehicle</li> <li>Geofence Report By Geofence</li> <li>Check Point Report By Vehicle</li> <li>Check Point Report By Check Point</li> </ul>	Isi report pada geofence report by vehicle datanya muncul setelah di download	Isi report pada geofence report by vehicle datanya TIDAK muncul setelah di download	PASS
89	<b>Menu reports-trips</b>	<p>Klik button geofence report by geofence</p>	menampilkan geofence report by geofence	menampilkan geofence report by geofence	PASS

## USER ACCEPTANCE TEST



		<p><b>Trips</b></p> <ul style="list-style-type: none"> <li>Trip Report</li> <li>Site Visit Report By Vehicle</li> <li>Site Visit Report By Site</li> <li>Geofence Report By Vehicle</li> <li>Geofence Report By Geofence</li> <li>Check Point Report By Vehicle</li> <li>Check Point Report By Check Point</li> </ul>			
90	<b>Menu reports-trips</b>	<p>Klik button check point report by vehicle</p> <p><b>Trips</b></p> <ul style="list-style-type: none"> <li>Trip Report</li> <li>Site Visit Report By Vehicle</li> <li>Site Visit Report By Site</li> <li>Geofence Report By Vehicle</li> <li>Geofence Report By Geofence</li> <li>Check Point Report By Vehicle</li> <li>Check Point Report By Check Point</li> </ul>	Isi report pada check point report by vehicle muncul setelah di download	Isi report pada check point report by vehicle TIDAK muncul setelah di download	PASS
91	<b>Menu reports-trips</b>	<p>Klik button check point report by check point</p>	Menampilkan check point report by check point	Menampilkan check point report by check point	PASS



# USER ACCEPTANCE TEST



		<p><b>Trips</b></p> <ul style="list-style-type: none"> <li>Trip Report</li> <li>Site Visit Report By Vehicle</li> <li>Site Visit Report By Site</li> <li>Geofence Report By Vehicle</li> <li>Geofence Report By Geofence</li> <li>Check Point Report By Vehicle</li> <li>Check Point Report By Check Point</li> </ul>			
92	<b>Menu reports-productivity efficiency</b>	<p>Klik button estimated fuel consumption report</p> <p><b>Productivity and Efficiency</b></p> <ul style="list-style-type: none"> <li>Estimated Fuel Consumption Report</li> <li>Engine Hour Report</li> <li>Temperature Report</li> <li>Daily Summary Report</li> <li>Monthly Summary Report</li> <li>Vehicle Operational Report</li> </ul>	No item		PASS



## USER ACCEPTANCE TEST



93	<b>Menu reports-productivity efficiency</b>	Klik button engine hour report 	Menampilkan engine hour report	Menampilkan engine hour report	PASS
94	<b>Menu reports-productivity efficiency</b>	Klik button temperature report 	No item		PASS

## USER ACCEPTANCE TEST



95	<b>Menu reports-productivity efficiency</b>	<p>Klik button daily summary report</p> 	Isi report yg tampil di web sama dengan report yg di download	Isi report yg tampil di web TIDAK sama dengan report yg di download pada last stop engine	PASS
96	<b>Menu reports-productivity efficiency</b>	<p>Klik button monthly summary report</p> 	Menampilkan monthly summary report	Menampilkan monthly summary report	PASS

## USER ACCEPTANCE TEST



97	<b>Menu reports-productivity efficiency</b>	<p>Klik button vehicle operational report</p> <div style="border: 1px solid #ccc; padding: 5px; background-color: #f9f9f9;"> <p><b>Productivity and Efficiency</b></p> <hr/> <p>Estimated Fuel Consumption Report</p> <p>Engine Hour Report</p> <p>Temperature Report</p> <p>Daily Summary Report</p> <p>Monthly Summary Report</p> <p>Vehicle Operational Report</p> </div>	Menampilkan vehicle operational report	Menampilkan vehicle operational report	PASS
98	<b>Menu reports-driver and safety</b>	<p>Klik button driver log report</p> <div style="border: 1px solid #ccc; padding: 5px; background-color: #f9f9f9;"> <p><b>Driver and Safety</b></p> <hr/> <p>Driver Log Report</p> <p>Driver Trip Report</p> <p>Driver Safety Score Report</p> <p>Driver Safety Score Report by Driver</p> </div>	Menampilkan driver log report	Menampilkan driver log report	PASS

## USER ACCEPTANCE TEST

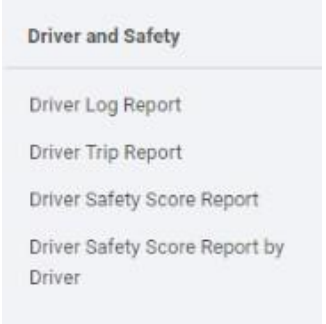
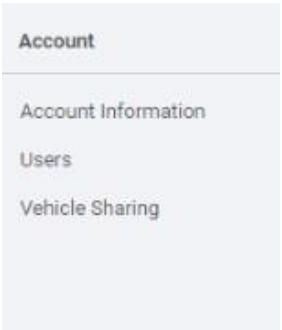


99	<b>Menu reports-driver and safety</b>	Klik button driver trip report 	Report pada website sama dengan report yg di download	Report pada website TIDAK sama dengan report yg di download pada kolom distance (km)	PASS
100	<b>Menu reports-driver and safety</b>	Klik button driver safety score report 	Report pada website sama dengan report yg di download	Report pada website TIDAK sama dengan report yg di download pada kolom overspeed duration (second) dan overspeed duration (seconds/100 km)	PASS



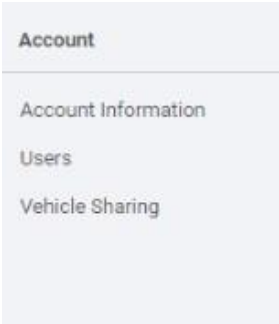
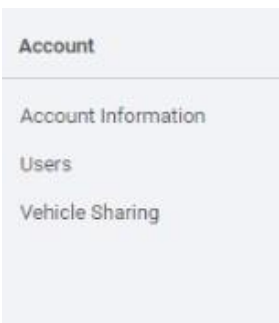
## USER ACCEPTANCE TEST



101	<b>Menu reports-driver and safety</b>	<p>Klik button driver safety score report by driver</p>  <p>Driver and Safety</p> <p>Driver Log Report</p> <p>Driver Trip Report</p> <p>Driver Safety Score Report</p> <p>Driver Safety Score Report by Driver</p>	Menampilkan driver safety score report by driver	Menampilkan driver safety score report by driver	PASS
102	<b>Administration-account information</b>	<p>Klik button account information</p>  <p>Account</p> <p>Account Information</p> <p>Users</p> <p>Vehicle Sharing</p>	<p>Phone number : inputannya angka, + (plus), - (strip)</p> <p>Fax : inputannya angka</p> <p>Email : hrs mengandung karakter @</p>	<p>Phone number : angka dan huruf masuk</p> <p>Fax number : angka dan huruf masuk</p> <p>Email : tidak ada karakter @ juga bisa</p>	PASS

## USER ACCEPTANCE TEST



103	<b>Administration-users</b>	Klik button users  <p>The screenshot shows a vertical menu with four items: 'Account', 'Account Information', 'Users', and 'Vehicle Sharing'. The 'Account' item is highlighted with a light blue background.</p>	Phone number : inputannya angka, + (plus), - (strip) Email : hrs mengandung karakter @	Phone number : angka dan huruf masuk Email : tidak ada karakter @ juga bisa	PASS
104	<b>Administration-vehicle sharing</b>	Klik button vehicle sharing  <p>The screenshot shows a vertical menu with four items: 'Account', 'Account Information', 'Users', and 'Vehicle Sharing'. The 'Vehicle Sharing' item is highlighted with a light blue background.</p>	Menampilkan menu vehicle sharing	Menampilkan menu vehicle sharing	PASS

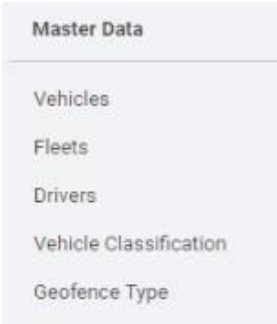
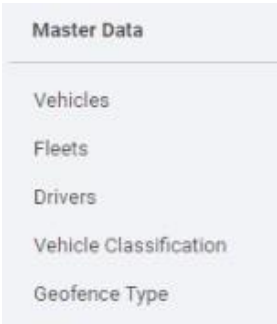
## USER ACCEPTANCE TEST



105	<b>Administration-master data</b>	Klik button vehicles 	Report yang ada pada website sama dengan yang report di download	Report yang ada pada website TIDAK sama dengan yang report di download pada bagian last report time	PASS
106	<b>Administration-master data</b>	Klik button fleets 	Report yang ada di website sama dengan report yg di download	Report yang di download tidak keluar	PASS

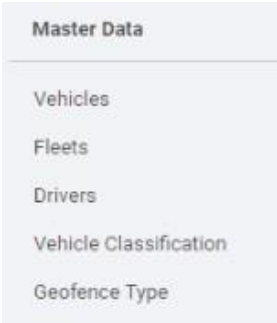
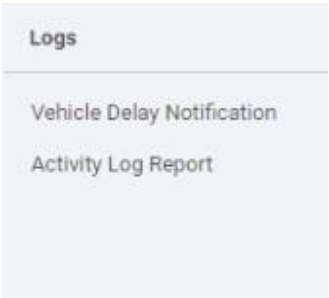
## USER ACCEPTANCE TEST



107	<b>Administration-master data</b>	Klik button drivers 	Input pada phone number pada button add driver hanya berisi angka, + (plus), - (strip)	Input pada phone number pada button add driver bisa di input dengan semua karakter	PASS
108	<b>Administration-master data</b>	Klik button vehicle classification 	Menampilkan menu vehicle classification	Menampilkan menu vehicle classification	PASS

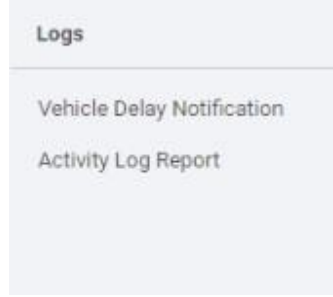

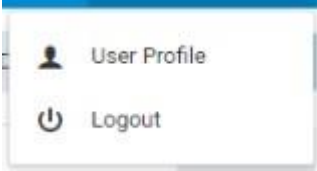
## USER ACCEPTANCE TEST



109	<b>Administration-master data</b>	Klik button geofence type  A screenshot of a mobile application menu titled "Master Data". The menu items listed are: Vehicles, Fleets, Drivers, Vehicle Classification, and Geofence Type.	Bisa edit geofence type	Tidak bisa edit geofence type	PASS
110	<b>Administration-logs</b>	Klik button vehicle delay notification  A screenshot of a mobile application menu titled "Logs". The menu items listed are: Vehicle Delay Notification and Activity Log Report.	no item		PASS

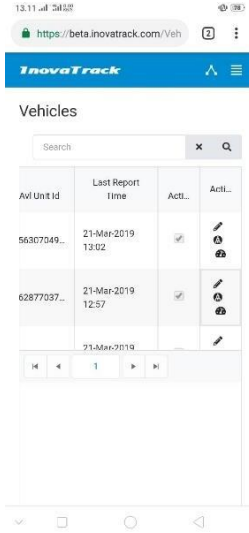
## USER ACCEPTANCE TEST



111	<b>Administration-logs</b>	<p>Klik button activity log report</p> 	Menampilkan menu activity log report	Menampilkan menu activity log report	PASS
112	<b>Message</b>	<p>Klik button message</p> 	Report pada website sama dengan report yang di download	Report pada website TIDAK sama dengan report yang di download pada bagian no	PASS
113	<b>User profile</b>	<p>Klik button user profile</p> 	<p>Phone number : inputannya angka, + (plus), - (strip)</p> <p>Email : hrs mengandung karakter @</p>	<p>Phone number : huruf masuk</p> <p>Email : tidak ada karakter @ juga bisa --&gt; phone number sudah OK</p> <p>--&gt; email sudah OK</p>	PASS

## USER ACCEPTANCE TEST



114	<b>Navigation</b>		Di jalankan di browser mobile menu navigation harus rotate dulu biar bisa di klik		FAIL
115	<b>Administration- Master Data- Vehicles</b>	Klik vehicles	<p>Tampilan kolom action kurang rapih kalau di buka di HP</p> 		FAIL
116	<b>Reports- Productivity and Efficiency- Daily Summary Report</b>	Klik dailiy summary report	Kolom vehicle gak bergerak ketika di geser ke kiri	Sudah disesuaikan	PASS

## USER ACCEPTANCE TEST

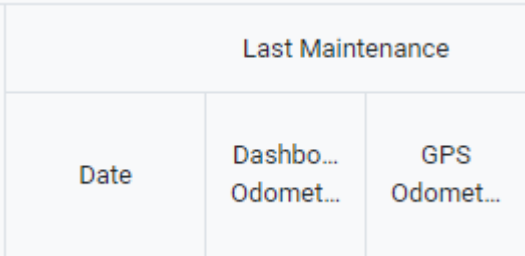


117	<b>Fuel Management-Refueling</b>	Klik add refueling	<p>Ketika add refueling data jadi duplikat</p> <table border="1"> <thead> <tr> <th>Date and Time ↑</th> <th>Vehicle Name</th> <th>Driver Name</th> </tr> </thead> <tbody> <tr> <td>21-Mar-2019 00:00</td> <td>B 9231 TEI</td> <td>Adi</td> </tr> <tr> <td>21-Mar-2019 00:00</td> <td>B 9231 TEI</td> <td>Adi</td> </tr> </tbody> </table>	Date and Time ↑	Vehicle Name	Driver Name	21-Mar-2019 00:00	B 9231 TEI	Adi	21-Mar-2019 00:00	B 9231 TEI	Adi		<b>FAIL</b>
Date and Time ↑	Vehicle Name	Driver Name												
21-Mar-2019 00:00	B 9231 TEI	Adi												
21-Mar-2019 00:00	B 9231 TEI	Adi												
118	<b>Special Menu-Geofence Data</b>	Klik special menu	<p>Menu geofence data tertutup taskbar</p>	Sudah disesuaikan	PASS									
119	<b>Halaman utama</b>	Klik button garis 4 di bagian atas	<p>Pada button garis 4 jika di klik, tampilan akan lebih luas tapi jika di klik menu navigation misal menu maintenance-maintenance schedule dia akan balik lagi ke tampilan awal</p>	Sudah disesuaikan	PASS									
120	<b>Menu dashboard-Job order in progress</b>	Klik job order in progress	<p>Setelah add job order inputan description tidak tampil setelah di save</p> <p>Description : <input type="text"/></p> <p>Assigned to Vehicle : <input type="text"/></p>		PASS									



## USER ACCEPTANCE TEST



121	<b>Menu dashboard-need maintenance-maintenance schedule</b>	Klik dashboard-need maintenance	<p>Kolom pada maintenance schedule pada bagian dashboard odometer, GPS odometer sehingga teks tertutup</p> 	Sudah disesuaikan	PASS
122	<b>Menu job order management-job order with multiple destination</b>	Klik job order with multiple destination	Setelah add job order inputan description tidak tampil setelah di save		PASS
123	<b>Menu maintenance-maintenance</b>	Klik maintenance	Pada kolom vehicle number dan engine hour bisa di perkecil lebarnya sehingga scroll kesamping bisa dihilangkan		PASS
124	<b>Menu map</b>	Klik menu map	Pada last status bagian main sourcena ke potong		PASS

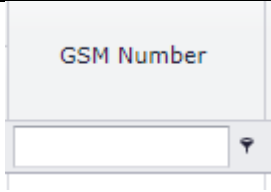
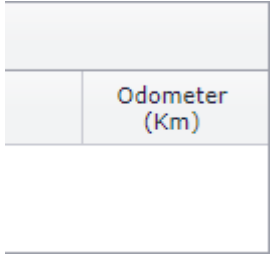
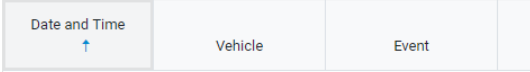
## USER ACCEPTANCE TEST



			<p><b>Last Status</b></p> <hr/> <p>Date and Time : 21-03-2019 11:40:52</p> <p>Driver Name : Sarip</p> <p>GPS : <span style="background-color: #4CAF50; color: white; padding: 2px;">GPS Valid</span></p> <p>Engine : <span style="background-color: #4CAF50; color: white; padding: 2px;">Engine ON</span></p>														
125	<b>Job order management-job order</b>	Klik job order	<p>Tidak ada destination unloading time</p> <table border="1" style="width: 100%; border-collapse: collapse;"> <thead> <tr> <th style="width: 50%;">Distance (km)</th> <th style="width: 50%;">Destination Unloading Time</th> </tr> </thead> <tbody> <tr> <td style="height: 20px;"> </td> <td> </td> </tr> </tbody> </table>	Distance (km)	Destination Unloading Time				PASS								
Distance (km)	Destination Unloading Time																
125	<b>Maintenance-maintenance schedule</b>	Klik maintenance schedule	<p>Tidak ada vehicle engine hour</p> <table border="1" style="width: 100%; border-collapse: collapse;"> <thead> <tr> <th colspan="4" style="background-color: #f2f2f2;">Last Maintenance</th> </tr> <tr> <th style="width: 25%;">e ter</th> <th style="width: 25%;">GPS Odometer</th> <th style="width: 25%;">Vehicle Engine Hour</th> <th style="width: 25%;">GPS Engine Hou</th> </tr> </thead> <tbody> <tr> <td style="height: 20px;"> </td> <td> </td> <td> </td> <td> </td> </tr> </tbody> </table>	Last Maintenance				e ter	GPS Odometer	Vehicle Engine Hour	GPS Engine Hou						PASS
Last Maintenance																	
e ter	GPS Odometer	Vehicle Engine Hour	GPS Engine Hou														
126	<b>Vehicle summary</b>	Klik vehicle summary	<p>Tidak ada kolom GSM number</p>		PASS												



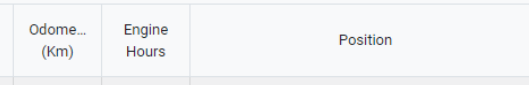
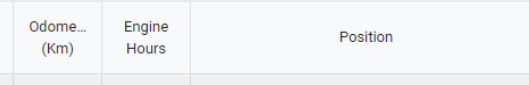
## USER ACCEPTANCE TEST



					
127	<b>Reports-trips-check point report by check point</b>	Klik reports	<p>Tidak ada kolom odometer</p> 		PASS
128	<b>Reports-driver and safety-driver safety score report</b>	Klik reports	<p>Driver safety score report item kolomnya beda antara versi beta dengan alfa</p>		FAIL
129	<b>Reports-trips-check point report by check point</b>	Klik reports	<p>Posisi teks gak center</p> 		PASS


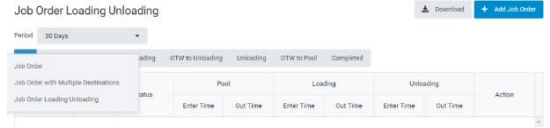

## USER ACCEPTANCE TEST



130	<b>Reports-trips-trip report</b>	Klik trip report	Posisi teks gak center 		PASS
131	<b>Menu dashboard</b>		Harusnya teks utilisationnya jadi utilization 		FAIL
132	<b>Menu dashboard-total vehicles-vehicle list</b>	Klik dashboard	Kolom odometer bisa di perbesar widthnya dan kolom position di perkecil widthnya 		FAIL
133	<b>Menu dashboard-vehicles in pool-vehicles in pool</b>	Klik dashboard	Kolom odometer bisa di perbesar widthnya dan kolom position di perkecil widthnya 		FAIL

## USER ACCEPTANCE TEST



134	<b>Menu job order management</b>	Klik job order loading unloading 	Masuk ke halaman job order loading unloading 		PASS
135	<b>Menu job order management</b>	klik button download dan add job order 	Button download dan add job order berfungsi dengan baik		PASS

## USER ACCEPTANCE TEST



### Test Completion:

<b>Test Results:</b>	Passed / Failed / Corrected
<b>Comments</b>	
<b>Signature:</b>	
<b>Signoff Date:</b>	