



LAMPIRAN

1. Daftar perusahaan sampel

No.	EMITEN	NAMA PERUSAHAAN
1	AALI	PT ASTRA ARGO LESTARI TBK
2	ADES	PT. AKASHA WIRA INTERNATIONAL TBK
3	AGAR	PT ASIA SEJAHTERA MINA TBK
4	AISA	PT. FKS FOOD SEJAHTERA TBK
5	ALTO	PT. TRI BANYAN TIRTA TBK
6	AMRT	PT SUMBER ALFARIA TRIJAYA TBK
7	ANDI	PT ANDIRA ARGO TBK
8	ANJT	PT AUSTINDO NUSANTARA JAYA TBK
9	BEEF	PT ESTIKA TATA TIARA TBK
10	BISI	PT BISI INTERNATIONAL TBK
11	BTEK	PT. BUMI TEKNOKULTURA UNGGUL TBK
12	BUDI	PT. BUDI STARCH & SWEETENER TBK
13	BWPT	PT EAGLE HIGH PLANTATIONS TBK
14	CAMP	PT. CAMPINA ICE CREAM INDUSTRY TBK
15	CEKA	PT. WILMAR CAHAYA INDONESIA TBK
16	CLEO	PT. SARIGUNA PRIMATIRTA TBK
17	COCO	PT. WAHANA INTERFOOD NUSANTARA TBK
18	CPIN	PT CHAROEN POKPHAND INDONESIA TBK
19	CPRO	PT CENTRAL PROTEINA PRIMA TBK
20	CSRA	PT CISADANE SAWIT RAYA TBK
21	DAYA	PT DUTA INTIDAYA TBK
22	DLTA	PT. DELTA DJAKARTA TBK
23	DMND	PT. DIAMOND FOOD INDONESIA TBK
24	DPUM	PT DUA PUTRA UTAMA MAKMUR TBK
25	DSFI	PT DHARMA SAMUDERA FISHING INDUSTRIES TBK
26	DSNG	PT DHARMA SATYA NUSANTARA TBK
27	EPMT	PT ENSEVAL PUTERA MEGATRADING TBK
28	FAPA	PT FAP AGRI TBK
29	FISH	PT FKS MULTI AGRO TBK
30	FOOD	PT. SENTRA FOOD INDONESIA TBK
31	GGRM	PT. GUDANG GARAM TBK
32	GOLL	PT GOLDEN PLANTATIONS TBK
33	GOOD	PT. GARUDAFOOD PUTRA PUTRI JAYA TBK
34	GZCO	PT GOZCO PLANTATIONS TBK
35	HERO	PT HERO SUPERMARKET TBK
36	HMSP	PT. HANJAYA MANDALA SAMPOERNA TBK
37	HOKI	PT. BUYUNG POETRA SEMBADA TBK
38	ICBP	PT. INDOFOOD CBP SUKSES MAKMUR TBK
39	IKAN	PT. ERA MANDIRI CEMERLANG TBK
40	INDF	PT. INDOFOOD SUKSES MAKMUR TBK

41	ITIC	PT. INDONESIAN TOBACCO TBK
42	JAWA	PT JAYA AGRA WATTIE TBK
43	JPFA	PT JAPFA COMFEED INDONESIA TBK
44	KEJU	PT. MULIA BOGA RAYA TBK
45	KINO	PT. KINO INDONESIA TBK
46	KMDS	PT KURNIAMITRA DUTA SENTOSA TBK
47	KPAS	PT. COTTONINDO ARIESTA TBK
48	LSIP	PT PP LONDON SUMATRA INDONESIA TBK
49	MAGP	PT MULTI AGRO GEMILANG PLANTATION TBK
50	MAIN	PT MALINDO FEEDMILL TBK
51	MBTO	PT. MARTINA BERTO TBK
52	MGRO	PT MAHKOTA GROUP TBK
53	MIDI	PT MIDI UTAMA INDONESIA TBK
54	MLBI	PT. MULTI BINTANG INDONESIA TBK
55	MPPA	PT MATAHARI PUTRA PRIMA TBK
56	MRAT	PT. MUSTIKA RATU TBK
57	MYOR	PT. MAYORA INDAH TBK
58	PALM	PT. PROVIDENT AGRO TBK
59	PCAR	PT. PRIMA CAKRAWALA ABADI TBK
60	PGUN	PT PREDIKSI GUNATAMA TBK
61	PMMP	PT. PANCA MITRA MULTIPERDANA TBK
62	PSDN	PT. PRASIDHA ANEKA NIAGA TBK
63	PSGO	PT PALMA SERASIH TBK
64	RANC	PT SUPRA BOGA LESTARI TBK
65	RMBA	PT. BENTOEL INTERNASIONAL INVESTAMA TBK
66	ROTI	PT. NIPPON INDOSARI CORPINDO TBK
67	SDPC	PT MILLENIUM PHARMACON INTERNATIONAL TBK
68	SGRO	PT SAMPOERNA AGRO TBK
69	SIPD	PT SREEYA SEWU INDONESIA TBK
70	SIMP	PT SALIM INVOMAS PRATAMA TBK
71	SKBM	PT. SEKAR BUMI TBK
72	SKLT	PT. SEKAR LAUT TBK
73	SMAR	PT SMART TBK
74	SSMS	PT SAWIT SUMBERMAS SARANA TBK
75	STTP	PT. SIANTAR TOP TBK
76	TBLA	PT TUNAS BARU LAMPUNG TBK
77	TCID	PT. MANDOM INDONESIA TBK
78	TGKA	PT TIGARAKSA SATRIA TBK
79	UCID	PT UNI-CHARM INDONESIA TBK
80	ULTJ	PT. ULTRA JAYA MILK INDUSTRY & TRADING COMPANY TBK
81	UNSP	PT BAKRIE SUMATERA PLANTIONS TBK
82	UNVR	PT. UNILEVER INDONESIA TBK

83	VICI	PT. VICTORIA CARE INDONESIA TBK
84	WAPO	PT WAHANA PRONATURAL TBK
85	WICO	PT WICAKSANA OVERSEAS INTERNATIONAL TBK
86	WIIM	PT. WISMILAK INTI MAKMUR TBK

NOTE

MERAH = RUGI

KUNING = TIDAK LENGKAP

BIRU = TIDAK PUBLISH LK



2. Hasil Tabulasi

EMITEN	TAHUN	PBV	BOPO	ROE	SIZE
AALI	2018	1.1686777	0.0738428	0.0780878	30.9215464
AALI	2019	1.4781090	0.0844171	0.0128371	30.9258992
AALI	2020	1.2324417	0.0889438	0.0464354	30.9553818
AALI	2021	0.8636526	0.0887334	0.0976499	31.0454606
AALI	2022	0.6943969	0.0797749	0.0805661	31.0068781
ADES	2018	1.1261450	0.4087905	0.1098910	27.5046356
ADES	2019	1.0854059	0.3208880	0.1477012	27.4354623
ADES	2020	1.2294639	0.2743494	0.1938436	27.5889390
ADES	2021	2.0011615	0.1880961	0.2740290	27.8965404
ADES	2022	3.1708087	0.1794078	0.2734209	28.1291152
AMRT	2018	6.4520208	0.1965219	0.1110793	30.7295793
AMRT	2019	5.3079506	0.1956659	0.1654325	30.8087546
AMRT	2020	4.3502062	0.1990486	0.1425393	30.8879918
AMRT	2021	5.2853785	0.1910205	0.2082197	30.9404763
AMRT	2022	9.5931378	0.1803670	0.2534701	31.0567897
BISI	2018	2.1753906	0.1682510	0.1748408	28.6480654
BISI	2019	1.3597596	0.2121167	0.1325019	28.7097898
BISI	2020	1.2569217	0.2033847	0.1121333	28.7008837
BISI	2021	1.0941902	0.1915968	0.1396575	28.7727574
BISI	2022	1.5736415	0.1838580	0.1715407	28.8578745
BUDI	2018	0.3521479	0.1100316	0.0411477	28.8527297
BUDI	2019	0.3605308	0.1000730	0.0498095	28.7295557
BUDI	2020	0.3368746	0.1039805	0.0507451	28.7172257
BUDI	2021	0.5803288	0.0656099	0.0660973	28.7273702
BUDI	2022	0.7036314	0.0564860	0.0644032	28.7859038
CAMP	2018	2.2997041	0.5263152	0.0699635	27.6352878
CAMP	2019	2.3530123	0.5015953	0.0820606	27.6869564
CAMP	2020	1.8480274	0.4996367	0.0457994	27.7143265
CAMP	2021	1.6626736	0.4349742	0.0967206	27.7675043
CAMP	2022	1.9127965	0.4306167	0.1287979	27.7031347
CEKA	2018	0.8376870	0.0424566	0.0948650	27.7871322
CEKA	2019	0.8783299	0.0301377	0.1904536	27.9625379
CEKA	2020	0.8424386	0.0359298	0.1442139	28.0799759
CEKA	2021	0.8062755	0.0281432	0.1348360	28.1601112
CEKA	2022	0.7600435	0.0247988	0.1423861	28.1723492
CLEO	2018	5.3628882	0.2209828	0.0995498	27.4494199
CLEO	2019	5.5857025	0.1859841	0.1205226	27.8502725
CLEO	2020	6.1688108	0.2291063	0.1365078	27.9017656
CLEO	2021	5.1109190	0.2094556	0.1637593	27.9297778
CLEO	2022	4.9017137	0.2009707	0.1439594	28.1578325
CPIN	2018	6.1097667	0.0625970	0.2347194	30.9504703
CPIN	2019	5.0583249	0.0868637	0.1728500	31.0104173
CPIN	2020	4.5823727	0.0877905	0.1647060	31.0701336
CPIN	2021	3.8794475	0.0803985	0.1438970	31.1990330
CPIN	2022	3.5191228	0.0846194	0.1113052	31.3160819
DLTA	2018	3.4291768	0.2852085	0.2633075	28.0520427
DLTA	2019	4.4863596	0.2839289	0.2618859	27.9858830

DLTA	2020	3.4541655	0.4303998	0.1210569	27.8344361
DLTA	2021	2.9643059	0.3684150	0.1860996	27.9000723
DLTA	2022	3.0641468	0.3508324	0.2298874	27.8988981
DSNG	2018	1.1877509	0.2051344	0.1167667	30.0939285
DSNG	2019	1.3066615	0.2233380	0.0477448	30.0838195
DSNG	2020	1.0377410	0.1650056	0.0767437	30.2808335
DSNG	2021	0.7543875	0.1649080	0.1052812	30.2493041
DSNG	2022	0.7793868	0.1533653	0.1478635	30.3626074
EPMT	2018	0.9827724	0.0777290	0.1128658	29.7500392
EPMT	2019	0.9059280	0.0783049	0.0947602	29.7949140
EPMT	2020	0.8712964	0.0767374	0.1036474	29.8514989
EPMT	2021	1.0681192	0.0702934	0.1235944	29.9062268
EPMT	2022	1.0435907	0.0686567	0.1180492	29.9730535
GGRM	2018	3.5650376	0.0799565	0.1726679	31.8665356
GGRM	2019	2.0022609	0.0723260	0.2136372	31.9959941
GGRM	2020	1.3479884	0.0660973	0.1306802	31.9901809
GGRM	2021	0.9930647	0.0572599	0.0945435	32.1304348
GGRM	2022	0.5986173	0.0587117	0.0480459	32.1147310
HMSP	2018	12.2047904	0.0810469	0.3828927	31.4726736
HMSP	2019	6.8461270	0.0854566	0.3845745	31.5609392
HMSP	2020	5.7887054	0.0907343	0.2837623	31.5365034
HMSP	2021	3.8452051	0.0853384	0.2444931	31.6030178
HMSP	2022	3.4684630	0.0858654	0.2244837	31.6344739
HOKI	2018	0.7695885	0.0509689	0.1601568	27.3550654
HOKI	2019	0.8711871	0.0507721	0.1616714	27.4669434
HOKI	2020	0.9174762	0.0653440	0.0574112	27.5333247
HOKI	2021	2.5982417	0.0819731	0.0175691	27.6185067
HOKI	2022	1.4903107	0.0869237	0.0001354	27.4222780
ICBP	2018	5.3668971	0.1750218	0.2051680	31.1681224
ICBP	2019	4.8753240	0.1776561	0.2009676	31.2871014
ICBP	2020	2.2191393	0.1886540	0.1474336	32.2714457
ICBP	2021	1.8466960	0.1936339	0.1440090	32.4018355
ICBP	2022	2.0291105	0.2394256	0.0995632	32.3786066
INDF	2018	1.3104642	0.1909229	0.0994024	32.2009557
INDF	2019	1.2837949	0.2011936	0.1089014	32.1974355
INDF	2020	0.7600127	0.1973796	0.1105924	32.7256085
INDF	2021	0.6384461	0.1942278	0.1290970	32.8199244
INDF	2022	0.6307034	0.2143522	0.0981870	32.8263823
JPFA	2018	2.3418998	0.1460751	0.1939672	30.7681674
JPFA	2019	1.5130347	0.1459188	0.1507894	30.8572701
JPFA	2020	1.5053871	0.1587119	0.1070721	30.8872605

JPFA	2021	1.5393540	0.1300186	0.1626302	30.9840661
JPFA	2022	1.1121320	0.1198854	0.1091875	31.1181175
LSIP	2018	1.0235788	0.0938754	0.0395369	29.9373287
LSIP	2019	1.1922049	0.1034677	0.0297264	29.9558883
LSIP	2020	1.0079988	0.0765210	0.0747277	30.0218724
LSIP	2021	0.7933254	0.1600096	0.0973007	30.1034561
LSIP	2022	0.6332656	0.0903101	0.0946701	30.1500887
MIDI	2018	2.8534954	0.2408174	0.1472529	29.2324561
MIDI	2019	2.7147491	0.2495555	0.1663146	29.2385189
MIDI	2020	3.8156619	0.2446129	0.1377255	29.4080002
MIDI	2021	3.8197602	0.2402472	0.1617216	29.4762485
MIDI	2022	0.4308890	0.2304771	0.2008937	29.5632883
MLBI	2018	28.8744844	0.1574769	1.0490529	28.6921049
MLBI	2019	28.4976444	0.1821469	1.0524011	28.6946796
MLBI	2020	14.2582771	0.2558525	0.1992576	28.6982889
MLBI	2021	14.9520041	0.2081913	0.6057824	28.7032952
MLBI	2022	17.5701940	0.2179663	0.8617605	28.8472689
MYOR	2018	6.8574174	0.1765008	0.2060784	30.4984487
MYOR	2019	4.6242545	0.2030245	0.2069629	30.5774538
MYOR	2020	5.3757040	0.1962822	0.1861486	30.6155661
MYOR	2021	4.0151075	0.1845816	0.1066065	30.6226276
MYOR	2022	4.3551291	0.1436711	0.1534952	30.7345382
ROTI	2018	2.5450937	0.4988405	0.0435981	29.1112179
ROTI	2019	2.6005440	0.4730448	0.0764789	29.1747644
ROTI	2020	2.5915214	0.5176452	0.0519345	29.1244120
ROTI	2021	2.9319942	0.4429038	0.0988305	29.0640283
ROTI	2022	3.0457600	0.3981361	0.1612168	29.0493764
SDPC	2018	0.5214384	0.0765635	0.0837725	27.8074011
SDPC	2019	0.5140636	0.0800010	0.0334696	27.8387214
SDPC	2020	0.5780891	0.0809609	0.0122355	27.7835933
SDPC	2021	0.7311354	0.0754668	0.0403885	27.8186499
SDPC	2022	1.6336479	0.0741329	0.0944886	27.9685676
SKBM	2018	1.1527958	0.0947281	0.0153325	28.2027721
SKBM	2019	0.6831892	0.1099161	0.0009241	28.2300682
SKBM	2020	0.5813261	0.0880047	0.0056298	28.2012436
SKBM	2021	0.6275529	0.1176451	0.0299323	28.3092720
SKBM	2022	0.6089385	0.1270875	0.0806689	28.3450486
SKLT	2018	3.0542476	0.2199485	0.0941944	27.3397242
SKLT	2019	2.9236198	0.2056000	0.1181539	27.3963685
SKLT	2020	2.6563380	0.2207100	0.1044840	27.3746607
SKLT	2021	3.0850446	0.2122235	0.1559955	27.5135040

SKLT	2022	2.2800439	0.2113784	0.1267285	27.6637685
SMAR	2018	0.9496439	0.1013153	0.0488010	31.0089604
SMAR	2019	1.0876080	0.0940614	0.0822001	30.9556084
SMAR	2020	0.9517651	0.1044534	0.1229509	31.1871166
SMAR	2021	0.8685609	0.1415812	0.1962444	31.3284887
SMAR	2022	0.7386483	0.1061805	0.2860044	31.3828945
TBLA	2018	0.9659880	0.1491963	0.1597913	30.4246321
TBLA	2019	0.9911363	0.1620193	0.1232600	30.4853628
TBLA	2020	0.8481889	0.1570697	0.1155963	30.5979059
TBLA	2021	0.6541493	0.1281598	0.1219767	30.6795364
TBLA	2022	0.5434180	0.1443234	0.1173028	30.7953835
TGKA	2018	2.4657968	0.0784141	0.2553243	28.8796356
TGKA	2019	3.2002104	0.0865984	0.3077721	28.7282566
TGKA	2020	4.1797403	0.0877747	0.2679839	28.8435441
TGKA	2021	3.6518704	0.0805950	0.2732659	28.8559609
TGKA	2022	3.1884482	0.0663648	0.2338380	29.0617535
ULTJ	2018	3.2664726	0.1985032	0.1469348	29.3458763
ULTJ	2019	3.4322635	0.1745041	0.1831723	29.5193660
ULTJ	2020	3.8658849	0.1707160	0.2320634	29.8005451
ULTJ	2021	3.5302830	0.1706548	0.2484939	29.6334272
ULTJ	2022	2.9267376	0.1732495	0.1658147	29.6293034
UNVR	2018	9.3829259	0.2642251	1.2299020	30.6026128
UNVR	2019	12.1343572	0.2774051	1.3996649	30.6587060
UNVR	2020	56.7918980	0.3501703	1.4508815	30.6531339
UNVR	2021	36.2848274	0.3068005	1.3325132	30.5790606
UNVR	2022	44.8570219	0.2930295	1.3421109	30.5389115
WIIM	2018	0.2945398	0.2770390	0.0508764	27.8586139
WIIM	2019	0.3414526	0.2891020	0.0264507	27.8930173
WIIM	2020	0.9562171	0.2109104	0.1454706	28.1100105
WIIM	2021	0.6817021	0.1646693	0.1341619	28.2682167
WIIM	2022	0.8814020	0.1303714	0.1663266	28.4051923

3. Hasil perhitungan variable Y

EMITEN	TAHUN	SAHAM YANG BEREDAR	HARGA SAHAM	TOTALEKUITAS	BV	HASIL
AALI	2018	1,924,688,333	11,825	19,474,522,000,000	10,118	1.168678
AALI	2019	1,924,688,333	14,575	18,978,527,000,000	9,861	1.478109
AALI	2020	1,924,688,333	12,325	19,247,794,000,000	10,000	1.232442
AALI	2021	1,924,688,333	9,500	21,171,173,000,000	11,000	0.863653
AALI	2022	1,924,688,333	8,025	22,243,221,000,000	11,557	0.694397
ADES	2018	589,896,800	920	481,914,000,000	817	1.126145
ADES	2019	589,896,800	1,045	567,937,000,000	963	1.085406
ADES	2020	589,896,800	1,460	700,508,000,000	1,188	1.229464
ADES	2021	589,896,800	3,290	969,817,000,000	1,644	2.001162
ADES	2022	589,896,800	7,175	1,334,836,000,000	2,263	3.170809
AMRT	2018	41,524,501,700	935	6,017,558,000,000	145	6.452021
AMRT	2019	41,524,501,700	880	6,884,307,000,000	166	5.307951
AMRT	2020	41,524,501,700	800	7,636,328,000,000	184	4.350206
AMRT	2021	41,524,501,700	1,200	9,427,783,000,000	227	5.285379
AMRT	2022	41,524,501,700	2,650	11,470,692,000,000	276	9.593138
BISI	2018	3,000,000,000	1,675	2,309,930,000,000	770	2.175391
BISI	2019	3,000,000,000	1,050	2,316,586,000,000	772	1.359760
BISI	2020	3,000,000,000	1,030	2,458,387,000,000	819	1.256922
BISI	2021	3,000,000,000	995	2,728,045,000,000	909	1.094190
BISI	2022	3,000,000,000	1,600	3,050,250,000,000	1,017	1.573642
BUDI	2018	4,498,997,362	96	1,226,484,000,000	273	0.352148
BUDI	2019	4,498,997,362	103	1,285,318,000,000	286	0.360531
BUDI	2020	4,498,997,362	99	1,322,156,000,000	294	0.336875
BUDI	2021	4,498,997,362	179	1,387,697,000,000	308	0.580329
BUDI	2022	4,498,997,362	226	1,445,037,000,000	321	0.703631
CAMP	2018	5,885,000,000	346	885,422,598,655	150	2.299704
CAMP	2019	5,885,000,000	374	935,392,483,850	159	2.353012

CEKA	2020	595,000,000	1,785	1,260,714,994,864	2,119	0.842439
CEKA	2021	595,000,000	1,880	1,387,366,962,835	2,332	0.806276
CEKA	2022	595,000,000	1,980	1,550,042,869,748	2,605	0.760043
CLEO	2018	12,000,000,000	284	635,478,469,892	53	5.362888
CLEO	2019	12,000,000,000	505	1,084,912,780,290	90	5.585702
CLEO	2020	12,000,000,000	500	972,634,784,176	81	6.168811
CLEO	2021	12,000,000,000	470	1,103,519,743,574	92	5.110919
CLEO	2022	12,000,000,000	555	1,358,708,497,805	113	4.901714
CPIN	2018	16,398,000,000	7,225	19,391,174,000,000	1,183	6.109767
CPIN	2019	16,398,000,000	6,500	21,071,600,000,000	1,285	5.058325
CPIN	2020	16,398,000,000	6,525	23,349,683,000,000	1,424	4.582373
CPIN	2021	16,398,000,000	5,950	25,149,999,000,000	1,534	3.879447
CPIN	2022	16,398,000,000	5,650	26,327,214,000,000	1,606	3.519123
DLTA	2018	800,659,050	5,500	1,284,163,814,000	1,604	3.429177
DLTA	2019	800,659,050	6,800	1,213,563,332,000	1,516	4.486360
DLTA	2020	800,659,050	4,400	1,019,898,963,000	1,274	3.454166
DLTA	2021	800,659,050	3,740	1,010,174,017,000	1,262	2.964306
DLTA	2022	800,659,050	3,830	1,000,775,865,000	1,250	3.064147
DSNG	2018	10,599,842,400	410	3,658,962,000,000	345	1.187751
DSNG	2019	10,599,842,400	460	3,731,592,000,000	352	1.306661
DSNG	2020	10,599,842,400	610	6,230,749,000,000	588	1.037741
DSNG	2021	10,599,842,400	500	7,025,463,000,000	663	0.754387
DSNG	2022	10,599,842,400	600	8,160,140,000,000	770	0.779387
EPMT	2018	2,708,640,000	2,100	5,787,854,878,173	2,137	0.982772
EPMT	2019	2,708,640,000	2,050	6,129,308,447,048	2,263	0.905928
EPMT	2020	2,708,640,000	2,110	6,559,456,360,507	2,422	0.871296
EPMT	2021	2,708,640,000	2,700	6,846,921,143,922	2,528	1.068119
EPMT	2022	2,708,640,000	2,750	7,137,625,893,943	2,635	1.043591

JPFA	2021	11,726,575,201	1,720	13,102,710,000,000	1,117	1.539354
JPFA	2022	11,726,575,201	1,295	13,654,777,000,000	1,164	1.112132
LSIP	2018	6,822,863,965	1,250	8,332,119,000,000	1,221	1.023579
LSIP	2019	6,822,863,965	1,485	8,498,500,000,000	1,246	1.192205
LSIP	2020	6,822,863,965	1,375	9,306,993,000,000	1,364	1.007999
LSIP	2021	6,822,863,965	1,185	10,191,396,000,000	1,494	0.793325
LSIP	2022	6,822,863,965	1,015	10,935,707,000,000	1,603	0.633266
MIDI	2018	2,882,353,000	1,070	1,080,821,000,000	375	2.853495
MIDI	2019	2,882,353,000	1,150	1,220,999,000,000	424	2.714749
MIDI	2020	2,882,353,000	1,925	1,454,146,000,000	504	3.815662
MIDI	2021	2,882,353,000	2,210	1,667,644,000,000	579	3.819760
MIDI	2022	2,882,353,000	297	1,986,727,000,000	689	0.430889
MLBI	2018	2,107,000,000	16,000	1,167,536,000,000	554	28.874484
MLBI	2019	2,107,000,000	15,500	1,146,007,000,000	544	28.497644
MLBI	2020	2,107,000,000	9,700	1,433,406,000,000	680	14.258277
MLBI	2021	2,107,000,000	7,800	1,099,157,000,000	522	14.952004
MLBI	2022	2,107,000,000	8,950	1,073,275,000,000	509	17.570194
MYOR	2018	22,358,699,725	2,620	8,542,544,481,694	382	6.857417
MYOR	2019	22,358,699,725	2,050	9,911,940,195,318	443	4.624255
MYOR	2020	22,358,699,725	2,710	11,271,468,049,958	504	5.375704
MYOR	2021	22,358,699,725	2,040	11,360,031,396,135	508	4.015108
MYOR	2022	22,358,699,725	2,500	12,834,694,090,515	574	4.355129
ROTI	2018	6,186,488,888	1,200	2,916,901,120,111	471	2.545094
ROTI	2019	6,186,488,888	1,300	3,092,597,379,097	500	2.600544
ROTI	2020	6,186,488,888	1,360	3,246,596,715,011	525	2.591521
ROTI	2021	6,186,488,888	1,360	2,869,591,202,766	464	2.931994
ROTI	2022	6,186,488,888	1,320	2,681,158,538,764	433	3.045760
SDPC	2018	1,274,000,000	95	232,107,940,584	182	0.521438

SDPC	2019	1,274,000,000	95	235,437,816,376	185	0.514064
SDPC	2020	1,274,000,000	104	229,196,488,586	180	0.578089
SDPC	2021	1,274,000,000	136	236,979,349,790	186	0.731135
SDPC	2022	1,274,000,000	332	258,910,138,345	203	1.633648
SKBM	2018	1,726,003,217	695	1,040,576,552,571	603	1.152796
SKBM	2019	1,726,003,217	410	1,035,820,381,000	600	0.683189
SKBM	2020	1,726,003,217	324	961,981,659,335	557	0.581326
SKBM	2021	1,730,103,217	360	992,485,493,010	574	0.627553
SKBM	2022	1,730,103,217	378	1,073,965,710,489	621	0.608938
SKLT	2018	690,740,500	1,500	339,236,007,000	491	3.054248
SKLT	2019	690,740,500	1,610	380,381,947,966	551	2.923620
SKLT	2020	690,740,500	1,565	406,954,570,727	589	2.656338
SKLT	2021	690,740,500	2,420	541,837,229,228	784	3.085045
SKLT	2022	690,740,500	1,950	590,753,527,421	855	2.280044
SMAR	2018	2,872,193,366	4,050	12,249,205,000,000	4,265	0.949644
SMAR	2019	2,872,193,366	4,140	10,933,057,000,000	3,807	1.087608
SMAR	2020	2,872,193,366	4,150	12,523,681,000,000	4,360	0.951765
SMAR	2021	2,872,193,366	4,360	14,417,829,000,000	5,020	0.868561
SMAR	2022	2,872,193,366	4,950	19,247,803,000,000	6,701	0.738648
TBLA	2018	5,342,098,939	865	4,783,616,000,000	895	0.965988
TBLA	2019	5,342,098,939	995	5,362,924,000,000	1,004	0.991136
TBLA	2020	5,342,098,939	935	5,888,856,000,000	1,102	0.848189
TBLA	2021	5,342,098,939	795	6,492,354,000,000	1,215	0.654149
TBLA	2022	5,342,098,939	695	6,832,234,000,000	1,279	0.543418
TGKA	2018	918,492,750	3,350	1,247,852,502,884	1,359	2.465797
TGKA	2019	918,492,750	4,850	1,391,999,046,712	1,516	3.200210
TGKA	2020	918,492,750	7,275	1,598,672,228,267	1,741	4.179740
TGKA	2021	918,492,750	7,000	1,760,590,755,177	1,917	3.651870

TGKA	2022	918,492,750	7,100	2,045,289,129,558	2,227	3.188448
ULTJ	2018	11,553,528,000	1,350	4,774,956,000,000	413	3.266473
ULTJ	2019	11,553,528,000	1,680	5,655,139,000,000	489	3.432263
ULTJ	2020	11,553,528,000	1,600	4,781,737,000,000	414	3.865885
ULTJ	2021	11,553,528,000	1,570	5,138,126,000,000	445	3.530283
ULTJ	2022	11,553,528,000	1,475	5,822,679,000,000	504	2.926738
UNVR	2018	7,630,000,000	9,080	7,383,667,000,000	968	9.382926
UNVR	2019	7,630,000,000	8,400	5,281,862,000,000	692	12.134357
UNVR	2020	38,150,000,000	7,350	4,937,368,000,000	129	56.791898
UNVR	2021	38,150,000,000	4,110	4,321,269,000,000	113	36.284827
UNVR	2022	38,150,000,000	4,700	3,997,256,000,000	105	44.857022
WIIM	2018	2,099,873,760	141	1,005,236,802,665	479	0.294540
WIIM	2019	2,099,873,760	168	1,033,170,577,477	492	0.341453
WIIM	2020	2,099,873,760	540	1,185,851,841,509	565	0.956217
WIIM	2021	2,099,873,760	428	1,318,385,158,595	628	0.681702
WIIM	2022	2,099,873,760	630	1,500,927,506,265	715	0.881402

4. Hasil perhitungan variable X1

EMITEN	TAHUN	BEBAN OPERASIONAL	PENDAPATAN OPERASIONAL	HASIL
AAJI	2018	1,409,245,000,000	19,084,387,000,000	0.073843
AAJI	2019	1,473,309,000,000	17,452,736,000,000	0.084417
AAJI	2020	1,672,769,000,000	18,807,043,000,000	0.088944
AAJI	2021	2,158,179,000,000	24,322,048,000,000	0.088733
AAJI	2022	1,741,374,000,000	21,828,591,000,000	0.079775
ADES	2018	328,791,000,000	804,302,000,000	0.408790
ADES	2019	245,384,000,000	764,703,000,000	0.320888
ADES	2020	184,737,000,000	673,364,000,000	0.274349
ADES	2021	175,884,000,000	935,075,000,000	0.188096
ADES	2022	231,614,000,000	1,290,992,000,000	0.179408
AMRT	2018	13,131,067,000,000	66,817,305,000,000	0.196522
AMRT	2019	14,272,846,000,000	72,944,988,000,000	0.195666
AMRT	2020	15,093,231,000,000	75,826,880,000,000	0.199049
AMRT	2021	16,218,462,000,000	84,904,301,000,000	0.191020

AMRT	2022	17,482,017,000,000	96,924,686,000,000	0.180367
BISI	2018	381,192,000,000	2,265,615,000,000	0.168251
BISI	2019	482,016,000,000	2,272,410,000,000	0.212117
BISI	2020	368,688,000,000	1,812,762,000,000	0.203385
BISI	2021	386,094,000,000	2,015,138,000,000	0.191597
BISI	2022	444,126,000,000	2,415,592,000,000	0.183858
BUDI	2018	291,275,000,000	2,647,193,000,000	0.110032
BUDI	2019	300,596,000,000	3,003,768,000,000	0.100073
BUDI	2020	283,437,000,000	2,725,866,000,000	0.103981
BUDI	2021	221,419,000,000	3,374,782,000,000	0.065610
BUDI	2022	191,054,000,000	3,382,326,000,000	0.056486
CAMP	2018	505,860,816,180	961,136,629,003	0.526315
CAMP	2019	516,117,962,852	1,028,952,947,818	0.501595
CAMP	2020	477,969,656,448	956,634,474,111	0.499637
CAMP	2021	443,296,844,451	1,019,133,657,275	0.434974
CAMP	2022	486,321,565,816	1,129,360,552,136	0.430617
CEKA	2018	154,089,082,778	3,629,327,583,572	0.042457
CEKA	2019	94,057,970,382	3,120,937,098,980	0.030138
CEKA	2020	130,579,751,439	3,634,297,273,749	0.035930
CEKA	2021	150,831,900,092	5,359,440,530,374	0.028143
CEKA	2022	152,357,871,499	6,143,759,424,928	0.024799
CLEO	2018	183,659,719,689	831,104,026,853	0.220983
CLEO	2019	201,776,525,439	1,084,912,780,290	0.185984
CLEO	2020	222,836,754,161	972,634,784,176	0.229106
CLEO	2021	231,138,349,020	1,103,519,743,574	0.209456
CLEO	2022	273,060,632,740	1,358,708,497,805	0.200971
CPIN	2018	3,377,582,000,000	53,957,604,000,000	0.062597
CPIN	2019	3,691,808,000,000	42,501,146,000,000	0.086864
CPIN	2020	3,732,744,000,000	42,518,782,000,000	0.087790
CPIN	2021	4,156,460,000,000	51,698,249,000,000	0.080398
CPIN	2022	4,812,097,000,000	56,867,544,000,000	0.084619
DLTA	2018	254,692,973,000	893,006,350,000	0.285208
DLTA	2019	234,847,981,000	827,136,727,000	0.283929
DLTA	2020	235,143,082,000	546,336,411,000	0.430400
DLTA	2021	250,966,445,000	681,205,785,000	0.368415
DLTA	2022	273,208,755,000	778,744,315,000	0.350832
DSNG	2018	988,144,000,000	4,817,057,000,000	0.205134
DSNG	2019	1,299,309,000,000	5,817,679,000,000	0.223338
DSNG	2020	1,112,854,000,000	6,744,339,000,000	0.165006
DSNG	2021	1,180,235,000,000	7,156,932,000,000	0.164908
DSNG	2022	1,488,013,000,000	9,702,408,000,000	0.153365
EPMT	2018	1,607,701,119,860	20,683,420,423,431	0.077729
EPMT	2019	1,747,862,914,145	22,321,245,086,410	0.078305

EPMT	2020	1,742,132,971,949	22,702,533,665,438	0.076737
EPMT	2021	1,811,009,764,408	25,763,590,080,573	0.070293
EPMT	2022	1,928,461,644,067	28,088,485,271,637	0.068657
GGRM	2018	7,663,757,000,000	95,849,103,000,000	0.079956
GGRM	2019	8,017,423,000,000	110,851,252,000,000	0.072326
GGRM	2020	7,585,256,000,000	114,758,870,000,000	0.066097
GGRM	2021	7,164,241,000,000	125,117,943,000,000	0.057260
GGRM	2022	7,329,243,000,000	124,834,432,000,000	0.058712
HMSP	2018	8,749,394,000,000	107,954,719,000,000	0.081047
HMSP	2019	9,174,121,000,000	107,354,094,000,000	0.085457
HMSP	2020	8,463,261,000,000	93,275,163,000,000	0.090734
HMSP	2021	8,509,531,000,000	99,715,169,000,000	0.085338
HMSP	2022	9,611,152,000,000	111,932,831,000,000	0.085865
HOKI	2018	73,002,281,949	1,432,292,106,730	0.050969
HOKI	2019	84,109,114,428	1,656,602,327,101	0.050772
HOKI	2020	76,952,089,362	1,177,646,149,718	0.065344
HOKI	2021	76,937,054,770	938,565,144,390	0.081973
HOKI	2022	80,893,787,364	930,630,128,312	0.086924
ICBP	2018	6,921,338,000,000	39,545,581,000,000	0.175022
ICBP	2019	7,642,830,000,000	43,020,368,000,000	0.177656
ICBP	2020	9,185,815,000,000	48,691,332,000,000	0.188654
ICBP	2021	11,134,492,000,000	57,502,813,000,000	0.193634
ICBP	2022	15,866,684,000,000	66,269,776,000,000	0.239426
INDF	2018	14,402,508,000,000	75,436,268,000,000	0.190923
INDF	2019	15,752,004,000,000	78,292,758,000,000	0.201194
INDF	2020	16,637,967,000,000	84,294,259,000,000	0.197380
INDF	2021	19,552,055,000,000	100,665,562,000,000	0.194228
INDF	2022	24,334,231,000,000	113,524,520,000,000	0.214352
JPFA	2018	5,353,154,000,000	36,646,600,000,000	0.146075
JPFA	2019	5,721,134,000,000	39,207,668,000,000	0.145919
JPFA	2020	5,893,083,000,000	37,130,705,000,000	0.158712
JPFA	2021	5,864,160,000,000	45,102,454,000,000	0.130019
JPFA	2022	5,890,279,000,000	49,132,581,000,000	0.119885
LSIP	2018	389,823,000,000	4,152,557,000,000	0.093875
LSIP	2019	393,626,000,000	3,804,336,000,000	0.103468
LSIP	2020	277,379,000,000	3,624,874,000,000	0.076521
LSIP	2021	746,345,000,000	4,664,376,000,000	0.160010
LSIP	2022	439,793,000,000	4,869,812,000,000	0.090310
MIDI	2018	2,610,662,000,000	10,840,837,000,000	0.240817
MIDI	2019	2,990,923,000,000	11,985,000,000,000	0.249556
MIDI	2020	3,166,069,000,000	12,943,181,000,000	0.244613
MIDI	2021	3,318,260,000,000	13,811,857,000,000	0.240247
MIDI	2022	3,647,012,000,000	15,823,748,000,000	0.230477

MLBI	2018	571,268,000,000	3,627,630,000,000	0.157477
MLBI	2019	680,865,000,000	3,737,999,000,000	0.182147
MLBI	2020	515,541,000,000	2,014,993,000,000	0.255853
MLBI	2021	517,677,000,000	2,486,545,000,000	0.208191
MLBI	2022	681,361,000,000	3,125,992,000,000	0.217966
MYOR	2018	4,261,400,279,380	24,143,801,216,151	0.176501
MYOR	2019	5,100,051,275,239	25,120,378,328,214	0.203024
MYOR	2020	4,822,017,101,537	24,566,751,214,480	0.196282
MYOR	2021	5,150,667,594,248	27,904,558,322,183	0.184582
MYOR	2022	4,406,308,697,223	30,669,405,967,404	0.143671
ROTI	2018	1,454,972,604,818	2,916,708,971,640	0.498841
ROTI	2019	1,644,182,625,089	3,475,743,990,272	0.473045
ROTI	2020	1,713,643,715,475	3,310,459,666,248	0.517645
ROTI	2021	1,493,793,727,630	3,372,727,341,035	0.442904
ROTI	2022	1,602,030,346,364	4,023,826,168,040	0.398136
SDPC	2018	181,959,047,182	2,376,576,967,251	0.076563
SDPC	2019	218,260,940,177	2,728,228,969,862	0.080001
SDPC	2020	214,037,233,116	2,643,711,505,960	0.080961
SDPC	2021	225,700,011,460	2,990,717,523,840	0.075467
SDPC	2022	237,616,724,274	3,205,279,310,925	0.074133
SKBM	2018	185,658,939,402	1,959,913,213,563	0.094728
SKBM	2019	231,914,194,244	2,109,920,913,382	0.109916
SKBM	2020	279,327,105,167	3,174,003,126,337	0.088005
SKBM	2021	453,825,095,786	3,857,576,366,460	0.117645
SKBM	2022	487,157,610,723	3,833,244,902,083	0.127088
SKLT	2018	230,698,062,224	1,048,872,861,638	0.219949
SKLT	2019	264,202,029,485	1,285,029,380,065	0.205600
SKLT	2020	277,560,649,137	1,257,580,696,181	0.220710
SKLT	2021	288,999,212,790	1,361,768,370,876	0.212223
SKLT	2022	326,563,509,395	1,544,923,698,220	0.211378
SMAR	2018	3,788,347,000,000	37,391,643,000,000	0.101315
SMAR	2019	3,413,601,000,000	36,291,212,000,000	0.094061
SMAR	2020	4,300,555,000,000	41,171,980,000,000	0.104453
SMAR	2021	8,185,520,000,000	57,815,023,000,000	0.141581
SMAR	2022	8,064,127,000,000	75,947,363,000,000	0.106180
TBLA	2018	1,285,917,000,000	8,618,959,000,000	0.149196
TBLA	2019	1,382,878,000,000	8,535,266,000,000	0.162019
TBLA	2020	1,707,893,000,000	10,873,471,000,000	0.157070
TBLA	2021	2,047,423,000,000	15,975,547,000,000	0.128160
TBLA	2022	2,393,591,000,000	16,584,916,000,000	0.144323
TGKA	2018	1,016,874,500,898	12,968,005,448,534	0.078414
TGKA	2019	1,158,530,997,131	13,378,196,188,264	0.086598
TGKA	2020	1,099,989,145,570	12,531,958,660,770	0.087775

TGKA	2021	965,898,842,563	11,984,602,271,107	0.080595
TGKA	2022	865,270,630,397	13,038,087,699,962	0.066365
ULTJ	2018	1,115,818,000,000	5,621,160,000,000	0.198503
ULTJ	2019	1,123,310,000,000	6,437,154,000,000	0.174504
ULTJ	2020	1,054,382,000,000	6,176,236,000,000	0.170716
ULTJ	2021	1,197,068,000,000	7,014,559,000,000	0.170655
ULTJ	2022	1,350,624,000,000	7,795,833,000,000	0.173249
UNVR	2018	11,795,132,000,000	44,640,465,000,000	0.264225
UNVR	2019	11,910,869,000,000	42,936,741,000,000	0.277405
UNVR	2020	15,049,311,000,000	42,977,121,000,000	0.350170
UNVR	2021	12,133,340,000,000	39,547,976,000,000	0.306801
UNVR	2022	12,081,340,000,000	41,229,087,000,000	0.293030
WIIM	2018	389,346,287,885	1,405,384,153,405	0.277039
WIIM	2019	402,885,126,126	1,393,574,099,760	0.289102
WIIM	2020	420,569,492,780	1,994,066,771,177	0.210910
WIIM	2021	450,154,981,229	2,733,691,702,981	0.164669
WIIM	2022	482,941,331,895	3,704,350,294,106	0.130371

5. Hasil perhitungan variabel X2

EMITEN	TAHUN	LABA BERSIH	TOTAL EKUITAS	HASIL
AALI	2018	1,520,723,000,000	19,474,522,000,000	0.078088
AALI	2019	243,629,000,000	18,978,527,000,000	0.012837
AALI	2020	893,779,000,000	19,247,794,000,000	0.046435
AALI	2021	2,067,362,000,000	21,171,173,000,000	0.097650
AALI	2022	1,792,050,000,000	22,243,221,000,000	0.080566
ADES	2018	52,958,000,000	481,914,000,000	0.109891
ADES	2019	83,885,000,000	567,937,000,000	0.147701
ADES	2020	135,789,000,000	700,508,000,000	0.193844
ADES	2021	265,758,000,000	969,817,000,000	0.274029
ADES	2022	364,972,000,000	1,334,836,000,000	0.273421
AMRT	2018	668,426,000,000	6,017,558,000,000	0.111079
AMRT	2019	1,138,888,000,000	6,884,307,000,000	0.165432
AMRT	2020	1,088,477,000,000	7,636,328,000,000	0.142539
AMRT	2021	1,963,050,000,000	9,427,783,000,000	0.208220
AMRT	2022	2,907,478,000,000	11,470,692,000,000	0.253470
BISI	2018	403,870,000,000	2,309,930,000,000	0.174841
BISI	2019	306,952,000,000	2,316,586,000,000	0.132502
BISI	2020	275,667,000,000	2,458,387,000,000	0.112133
BISI	2021	380,992,000,000	2,728,045,000,000	0.139658
BISI	2022	523,242,000,000	3,050,250,000,000	0.171541
BUDI	2018	50,467,000,000	1,226,484,000,000	0.041148
BUDI	2019	64,021,000,000	1,285,318,000,000	0.049809

BUDI	2020	67,093,000,000	1,322,156,000,000	0.050745
BUDI	2021	91,723,000,000	1,387,697,000,000	0.066097
BUDI	2022	93,065,000,000	1,445,037,000,000	0.064403
CAMP	2018	61,947,295,689	885,422,598,655	0.069964
CAMP	2019	76,758,829,457	935,392,483,850	0.082061
CAMP	2020	44,045,828,313	961,711,929,702	0.045799
CAMP	2021	99,278,807,290	1,026,449,179,891	0.096721
CAMP	2022	121,257,336,904	941,454,031,015	0.128798
CEKA	2018	92,649,656,775	976,647,575,842	0.094865
CEKA	2019	215,459,200,242	1,131,294,696,834	0.190454
CEKA	2020	181,812,593,992	1,260,714,994,864	0.144214
CEKA	2021	187,066,990,085	1,387,366,962,835	0.134836
CEKA	2022	220,704,543,072	1,550,042,869,748	0.142386
CLEO	2018	63,261,752,474	635,478,469,892	0.099550
CLEO	2019	130,756,461,708	1,084,912,780,290	0.120523
CLEO	2020	132,772,234,495	972,634,784,176	0.136508
CLEO	2021	180,711,667,020	1,103,519,743,574	0.163759
CLEO	2022	195,598,848,689	1,358,708,497,805	0.143959
CPIN	2018	4,551,485,000,000	19,391,174,000,000	0.234719
CPIN	2019	3,642,226,000,000	21,071,600,000,000	0.172850
CPIN	2020	3,845,833,000,000	23,349,683,000,000	0.164706
CPIN	2021	3,619,010,000,000	25,149,999,000,000	0.143897
CPIN	2022	2,930,357,000,000	26,327,214,000,000	0.111305
DLTA	2018	338,129,985,000	1,284,163,814,000	0.263308
DLTA	2019	317,815,177,000	1,213,563,332,000	0.261886
DLTA	2020	123,465,762,000	1,019,898,963,000	0.121057
DLTA	2021	187,992,998,000	1,010,174,017,000	0.186100
DLTA	2022	230,065,807,000	1,000,775,865,000	0.229887
DSNG	2018	427,245,000,000	3,658,962,000,000	0.116767
DSNG	2019	178,164,000,000	3,731,592,000,000	0.047745
DSNG	2020	478,171,000,000	6,230,749,000,000	0.076744
DSNG	2021	739,649,000,000	7,025,463,000,000	0.105281
DSNG	2022	1,206,587,000,000	8,160,140,000,000	0.147864
EPMT	2018	653,250,886,056	5,787,854,878,173	0.112866
EPMT	2019	580,814,677,453	6,129,308,447,048	0.094760
EPMT	2020	679,870,547,997	6,559,456,360,507	0.103647
EPMT	2021	846,240,999,497	6,846,921,143,922	0.123594
EPMT	2022	842,590,883,679	7,137,625,893,943	0.118049
GGRM	2018	7,793,068,000,000	45,133,285,000,000	0.172668
GGRM	2019	10,880,704,000,000	50,930,758,000,000	0.213637
GGRM	2020	7,647,729,000,000	58,522,468,000,000	0.130680
GGRM	2021	5,605,321,000,000	59,288,274,000,000	0.094544
GGRM	2022	2,779,742,000,000	57,855,966,000,000	0.048046

HMSP	2018	13,538,418,000,000	35,358,253,000,000	0.382893
HMSP	2019	13,721,513,000,000	35,679,730,000,000	0.384574
HMSP	2020	8,581,378,000,000	30,241,426,000,000	0.283762
HMSP	2021	7,137,097,000,000	29,191,406,000,000	0.244493
HMSP	2022	6,323,744,000,000	28,170,168,000,000	0.224484
HOKI	2018	90,195,136,265	563,167,578,239	0.160157
HOKI	2019	103,723,133,972	641,567,444,819	0.161671
HOKI	2020	38,038,419,405	662,560,916,609	0.057411
HOKI	2021	11,844,682,161	674,176,387,075	0.017569
HOKI	2022	90,572,477	668,859,547,083	0.000135
ICBP	2018	4,658,781,000,000	22,707,150,000,000	0.205168
ICBP	2019	5,360,029,000,000	26,671,104,000,000	0.200968
ICBP	2020	7,418,574,000,000	50,318,053,000,000	0.147434
ICBP	2021	7,911,943,000,000	54,940,607,000,000	0.144009
ICBP	2022	5,722,194,000,000	57,473,007,000,000	0.099563
INDF	2018	4,961,851,000,000	49,916,800,000,000	0.099402
INDF	2019	5,902,729,000,000	54,202,488,000,000	0.108901
INDF	2020	8,752,066,000,000	79,138,044,000,000	0.110592
INDF	2021	11,229,695,000,000	86,986,509,000,000	0.129097
INDF	2022	9,192,569,000,000	93,623,038,000,000	0.098187
JPFA	2018	2,088,188,000,000	10,765,677,000,000	0.193967
JPFA	2019	1,793,914,000,000	11,896,814,000,000	0.150789
JPFA	2020	1,221,904,000,000	11,411,970,000,000	0.107072
JPFA	2021	2,130,896,000,000	13,102,710,000,000	0.162630
JPFA	2022	1,490,931,000,000	13,654,777,000,000	0.109188
LSIP	2018	329,426,000,000	8,332,119,000,000	0.039537
LSIP	2019	252,630,000,000	8,498,500,000,000	0.029726
LSIP	2020	695,490,000,000	9,306,993,000,000	0.074728
LSIP	2021	991,630,000,000	10,191,396,000,000	0.097301
LSIP	2022	1,035,285,000,000	10,935,707,000,000	0.094670
MIDI	2018	159,154,000,000	1,080,821,000,000	0.147253
MIDI	2019	203,070,000,000	1,220,999,000,000	0.166315
MIDI	2020	200,273,000,000	1,454,146,000,000	0.137726
MIDI	2021	269,694,000,000	1,667,644,000,000	0.161722
MIDI	2022	399,121,000,000	1,986,727,000,000	0.200894
MLBI	2018	1,224,807,000,000	1,167,536,000,000	1.049053
MLBI	2019	1,206,059,000,000	1,146,007,000,000	1.052401
MLBI	2020	285,617,000,000	1,433,406,000,000	0.199258
MLBI	2021	665,850,000,000	1,099,157,000,000	0.605782
MLBI	2022	924,906,000,000	1,073,275,000,000	0.861760
MYOR	2018	1,760,434,280,304	8,542,544,481,694	0.206078
MYOR	2019	2,051,404,206,764	9,911,940,195,318	0.206963
MYOR	2020	2,098,168,514,645	11,271,468,049,958	0.186149

MYOR	2021	1,211,052,647,953	11,360,031,396,135	0.106606
MYOR	2022	1,970,064,538,149	12,834,694,090,515	0.153495
ROTI	2018	127,171,436,363	2,916,901,120,111	0.043598
ROTI	2019	236,518,557,420	3,092,597,379,097	0.076479
ROTI	2020	168,610,282,478	3,246,596,715,011	0.051934
ROTI	2021	283,602,993,676	2,869,591,202,766	0.098830
ROTI	2022	432,247,722,254	2,681,158,538,764	0.161217
SDPC	2018	19,444,262,069	232,107,940,584	0.083772
SDPC	2019	7,880,007,292	235,437,816,376	0.033470
SDPC	2020	2,804,331,066	229,196,488,586	0.012235
SDPC	2021	9,571,235,584	236,979,349,790	0.040388
SDPC	2022	24,464,054,875	258,910,138,345	0.094489
SKBM	2018	15,954,632,472	1,040,576,552,571	0.015332
SKBM	2019	957,169,058	1,035,820,381,000	0.000924
SKBM	2020	5,415,741,808	961,981,659,335	0.005630
SKBM	2021	29,707,421,605	992,485,493,010	0.029932
SKBM	2022	86,635,603,936	1,073,965,710,489	0.080669
SKLT	2018	31,954,131,252	339,236,007,000	0.094194
SKLT	2019	44,943,627,900	380,381,947,966	0.118154
SKLT	2020	42,520,246,722	406,954,570,727	0.104484
SKLT	2021	84,524,160,228	541,837,229,228	0.155995
SKLT	2022	74,865,302,076	590,753,527,421	0.126728
SMAR	2018	597,773,000,000	12,249,205,000,000	0.048801
SMAR	2019	898,698,000,000	10,933,057,000,000	0.082200
SMAR	2020	1,539,798,000,000	12,523,681,000,000	0.122951
SMAR	2021	2,829,418,000,000	14,417,829,000,000	0.196244
SMAR	2022	5,504,956,000,000	19,247,803,000,000	0.286004
TBLA	2018	764,380,000,000	4,783,616,000,000	0.159791
TBLA	2019	661,034,000,000	5,362,924,000,000	0.123260
TBLA	2020	680,730,000,000	5,888,856,000,000	0.115596
TBLA	2021	791,916,000,000	6,492,354,000,000	0.121977
TBLA	2022	801,440,000,000	6,832,234,000,000	0.117303
TGKA	2018	318,607,055,495	1,247,852,502,884	0.255324
TGKA	2019	428,418,484,105	1,391,999,046,712	0.307772
TGKA	2020	428,418,484,105	1,598,672,228,267	0.267984
TGKA	2021	481,109,483,989	1,760,590,755,177	0.273266
TGKA	2022	478,266,312,889	2,045,289,129,558	0.233838
ULTJ	2018	701,607,000,000	4,774,956,000,000	0.146935
ULTJ	2019	1,035,865,000,000	5,655,139,000,000	0.183172
ULTJ	2020	1,109,666,000,000	4,781,737,000,000	0.232063
ULTJ	2021	1,276,793,000,000	5,138,126,000,000	0.248494
ULTJ	2022	965,486,000,000	5,822,679,000,000	0.165815
UNVR	2018	9,081,187,000,000	7,383,667,000,000	1.229902

UNVR	2019	7,392,837,000,000	5,281,862,000,000	1.399665
UNVR	2020	7,163,536,000,000	4,937,368,000,000	1.450882
UNVR	2021	5,758,148,000,000	4,321,269,000,000	1.332513
UNVR	2022	5,364,761,000,000	3,997,256,000,000	1.342111
WIIM	2018	51,142,850,919	1,005,236,802,665	0.050876
WIIM	2019	27,328,091,481	1,033,170,577,477	0.026451
WIIM	2020	172,506,562,986	1,185,851,841,509	0.145471
WIIM	2021	176,877,010,231	1,318,385,158,595	0.134162
WIIM	2022	249,644,129,079	1,500,927,506,265	0.166327

6. Hasil perhitungan variabel X3

EMITEN	TAHUN	TOTAL EKUITAS	HASIL
AAI	2018	26,856,967,000,000	30.921546
AAI	2019	26,974,124,000,000	30.925899
AAI	2020	27,781,231,000,000	30.955382
AAI	2021	30,399,906,000,000	31.045461
AAI	2022	29,249,340,000,000	31.006878
ADES	2018	881,275,000,000	27.504636
ADES	2019	822,375,000,000	27.435462
ADES	2020	958,791,000,000	27.588939
ADES	2021	1,304,108,000,000	27.896540
ADES	2022	1,645,582,000,000	28.129115
AMRT	2018	22,165,968,000,000	30.729579
AMRT	2019	23,992,313,000,000	30.808755
AMRT	2020	25,970,743,000,000	30.887992
AMRT	2021	27,370,210,000,000	30.940476
AMRT	2022	30,746,266,000,000	31.056790
BISI	2018	2,765,010,000,000	28.648065
BISI	2019	2,941,056,000,000	28.709790
BISI	2020	2,914,979,000,000	28.700884
BISI	2021	3,132,202,000,000	28.772757
BISI	2022	3,410,481,000,000	28.857874
BUDI	2018	3,392,980,000,000	28.852730
BUDI	2019	2,999,767,000,000	28.729556
BUDI	2020	2,963,007,000,000	28.717226
BUDI	2021	2,993,218,000,000	28.727370
BUDI	2022	3,173,651,000,000	28.785904
CAMP	2018	1,004,275,813,783	27.635288
CAMP	2019	1,057,529,235,985	27.686956
CAMP	2020	1,086,873,666,641	27.714326
CAMP	2021	1,146,235,578,463	27.767504


CAMP	2022	1,074,777,460,412	27.703135
CEKA	2018	1,168,956,042,706	27.787132
CEKA	2019	1,393,079,542,074	27.962538
CEKA	2020	1,566,673,828,068	28.079976
CEKA	2021	1,697,387,196,209	28.160111
CEKA	2022	1,718,287,453,575	28.172349
CLEO	2018	833,933,861,594	27.449420
CLEO	2019	1,245,144,303,719	27.850273
CLEO	2020	1,310,940,121,622	27.901766
CLEO	2021	1,348,181,576,913	27.929778
CLEO	2022	1,693,523,611,414	28.157832
CPIN	2018	27,645,118,000,000	30.950470
CPIN	2019	29,353,041,000,000	31.010417
CPIN	2020	31,159,291,000,000	31.070134
CPIN	2021	35,446,051,000,000	31.199033
CPIN	2022	39,847,545,000,000	31.316082
DLTA	2018	1,523,517,170,000	28.052043
DLTA	2019	1,425,983,722,000	27.985883
DLTA	2020	1,225,580,913,000	27.834436
DLTA	2021	1,308,722,065,000	27.900072
DLTA	2022	1,307,186,367,000	27.898898
DSNG	2018	11,738,892,000,000	30.093929
DSNG	2019	11,620,821,000,000	30.083820
DSNG	2020	14,151,383,000,000	30.280833
DSNG	2021	13,712,160,000,000	30.249304
DSNG	2022	15,357,229,000,000	30.362607
EPMT	2018	8,322,960,974,230	29.750039
EPMT	2019	8,704,958,834,283	29.794914
EPMT	2020	9,211,731,059,218	29.851499
EPMT	2021	9,729,919,645,520	29.906227
EPMT	2022	10,402,356,853,033	29.973054
GGRM	2018	69,097,219,000,000	31.866536
GGRM	2019	78,647,274,000,000	31.995994
GGRM	2020	78,191,409,000,000	31.990181
GGRM	2021	89,964,369,000,000	32.130435
GGRM	2022	88,562,617,000,000	32.114731
HMSP	2018	46,602,420,000,000	31.472674
HMSP	2019	50,902,806,000,000	31.560939
HMSP	2020	49,674,030,000,000	31.536503
HMSP	2021	53,090,428,000,000	31.603018
HMSP	2022	54,786,992,000,000	31.634474
HOKI	2018	758,846,556,031	27.355065
HOKI	2019	848,676,035,300	27.466943

HOKI	2020	906,924,214,166	27.533325
HOKI	2021	987,563,580,363	27.618507
HOKI	2022	811,603,660,216	27.422278
ICBP	2018	34,367,153,000,000	31.168122
ICBP	2019	38,709,314,000,000	31.287101
ICBP	2020	103,588,325,000,000	32.271446
ICBP	2021	118,015,311,000,000	32.401835
ICBP	2022	115,305,536,000,000	32.378607
INDF	2018	96,537,796,000,000	32.200956
INDF	2019	96,198,559,000,000	32.197435
INDF	2020	163,136,516,000,000	32.725608
INDF	2021	179,271,840,000,000	32.819924
INDF	2022	180,433,300,000,000	32.826382
JPFA	2018	23,038,028,000,000	30.768167
JPFA	2019	25,185,009,000,000	30.857270
JPFA	2020	25,951,760,000,000	30.887261
JPFA	2021	28,589,656,000,000	30.984066
JPFA	2022	32,690,887,000,000	31.118117
LSIP	2018	10,037,294,000,000	29.937329
LSIP	2019	10,225,322,000,000	29.955888
LSIP	2020	10,922,788,000,000	30.021872
LSIP	2021	11,851,269,000,000	30.103456
LSIP	2022	12,417,013,000,000	30.150089
MIDI	2018	4,960,145,000,000	29.232456
MIDI	2019	4,990,309,000,000	29.238519
MIDI	2020	5,911,970,000,000	29.408000
MIDI	2021	6,329,539,000,000	29.476249
MIDI	2022	6,905,148,000,000	29.563288
MLBI	2018	2,889,501,000,000	28.692105
MLBI	2019	2,896,950,000,000	28.694680
MLBI	2020	2,907,425,000,000	28.698289
MLBI	2021	2,922,017,000,000	28.703295
MLBI	2022	3,374,502,000,000	28.847269
MYOR	2018	17,591,706,426,634	30.498449
MYOR	2019	19,037,918,806,473	30.577454
MYOR	2020	19,777,500,514,550	30.615566
MYOR	2021	19,917,653,265,528	30.622628
MYOR	2022	22,276,160,695,411	30.734538
ROTI	2018	4,393,810,380,883	29.111218
ROTI	2019	4,682,083,844,951	29.174764
ROTI	2020	4,452,166,671,985	29.124412
ROTI	2021	4,191,284,422,677	29.064028
ROTI	2022	4,130,321,616,083	29.049376

SDPC	2018	1,192,891,220,453	27.807401
SDPC	2019	1,230,844,175,984	27.838721
SDPC	2020	1,164,826,486,522	27.783593
SDPC	2021	1,206,385,542,888	27.818650
SDPC	2022	1,401,504,764,117	27.968568
SKBM	2018	1,771,365,972,009	28.202772
SKBM	2019	1,820,383,352,811	28.230068
SKBM	2020	1,768,660,546,754	28.201244
SKBM	2021	1,970,428,120,056	28.309272
SKBM	2022	2,042,199,577,083	28.345049
SKLT	2018	747,293,725,435	27.339724
SKLT	2019	790,845,543,826	27.396369
SKLT	2020	773,863,042,440	27.374661
SKLT	2021	889,125,250,792	27.513504
SKLT	2022	1,033,289,474,829	27.663768
SMAR	2018	29,310,310,000,000	31.008960
SMAR	2019	27,787,527,000,000	30.955608
SMAR	2020	35,026,171,000,000	31.187117
SMAR	2021	40,345,003,000,000	31.328489
SMAR	2022	42,600,814,000,000	31.382894
TBLA	2018	16,339,916,000,000	30.424632
TBLA	2019	17,363,003,000,000	30.485363
TBLA	2020	19,431,293,000,000	30.597906
TBLA	2021	21,084,017,000,000	30.679536
TBLA	2022	23,673,644,000,000	30.795383
TGKA	2018	3,485,510,411,961	28.879636
TGKA	2019	2,995,872,438,975	28.728257
TGKA	2020	3,361,956,197,960	28.843544
TGKA	2021	3,403,961,007,490	28.855961
TGKA	2022	4,181,760,862,637	29.061754
ULTJ	2018	5,555,871,000,000	29.345876
ULTJ	2019	6,608,422,000,000	29.519366
ULTJ	2020	8,754,116,000,000	29.800545
ULTJ	2021	7,406,856,000,000	29.633427
ULTJ	2022	7,376,375,000,000	29.629303
UNVR	2018	19,522,970,000,000	30.602613
UNVR	2019	20,649,371,000,000	30.658706
UNVR	2020	20,534,632,000,000	30.653134
UNVR	2021	19,068,532,000,000	30.579061
UNVR	2022	18,318,114,000,000	30.538912
WIIM	2018	1,255,573,914,558	27.858614
WIIM	2019	1,299,521,608,556	27.893017
WIIM	2020	1,614,442,007,528	28.110011

WIIM	2021	1,891,169,731,202	28.268217
WIIM	2022	2,168,793,843,296	28.405192

7. Formulir Pengajuan Sidang Skripsi/TA Pembimbing 1

 Universitas Pembangunan Jaya	FORMULIR PENGAJUAN SIDANG SKRIPSI/TA	SPT-I/04/SOP-06/F-01
		No Rekam

Nama Mahasiswa : Nadia Nurkholifah
 Prodi/NIM : Akuntansi / 2019011093
 Judul Skripsi/TA : Pengaruh Manajemen Resiko Operasional, Profitabilitas, Ukuran Perusahaan Terhadap Nilai Perusahaan (Studi Empiris Pada Perusahaan Manufaktur Subsektor Consumer Non Cyclical yang Terdaftar Di Bursa Efek Indonesia Periode 2018 – 2022)

Dosen Pembimbing : 1. Dr. Ary Eksandy, SE. MAkt
 : 2. Dr. Agustine Dwianika, S.E., M.Ak., CMA., CIBA



Dosen Penguji : 1. JAD :
 : 2. JAD :
 : 3. JAD :

Jadwal Sidang : Tempat : Hari/Tanggal:


Telah memenuhi syarat Sidang Skripsi/TA: (mohon beri tanda V untuk syarat yang relevan)

No	Syarat	Ya	Tidak
1	IPK minimal 2.00	<input checked="" type="checkbox"/>	<input type="checkbox"/>
2	Tidak ada nilai D untuk mata kuliah mayor/inti Prodi	<input checked="" type="checkbox"/>	<input type="checkbox"/>
3	MK Skripsi/TA tercantum di BRS semester berjalan	<input checked="" type="checkbox"/>	<input type="checkbox"/>
4	Lulus minimal 1 mata kuliah KOTA untuk tiap rumpun	<input checked="" type="checkbox"/>	<input type="checkbox"/>
5	SPT-I/03/SOP-28/F-03 Formulir Pembimbingan Skripsi (minimal 8 x)	<input checked="" type="checkbox"/>	<input type="checkbox"/>
6	Poin JSDP (minimal 75% persen dari syarat kelulusan)	<input checked="" type="checkbox"/>	<input type="checkbox"/>
7	Mengumpulkan dokumen Skripsi/TA (sesuai ketentuan Prodi)	<input checked="" type="checkbox"/>	<input type="checkbox"/>

Tangerang Selatan,

Mengajukan	Mengetahui	Memeriksa	Menyetujui
 Nadia Nurkholifah Mahasiswa	 Dr. Ary Eksandy, SE. MAkt Dosen Pembimbing 1	 Dr. Irma Paramita Sofia, S.E., Ak., M.Ak., CA Koordinator Skripsi/TA	 Dr. Irma Paramita Sofia, S.E., Ak., M.Ak., CA Kaprodi

8. Formulir Pengajuan Sidang Skripsi/TA Pembimbing 2

	FORMULIR PENGAJUAN SIDANG SKRIPSI/TA	SPT-I/04/SOP-06/F-01
		No Rekaman





Nama Mahasiswa : Nadia Nurkholifah
 Prodi/NIM : Akuntansi / 2019011093
 Judul Skripsi/TA : Pengaruh Manajemen Resiko Operasional, Profitabilitas, Ukuran Perusahaan Terhadap Nilai Perusahaan (Studi Empiris Pada Perusahaan Manufaktur Subsektor Consumer Non Cyclical Yang Terdaftar Di Bursa Efek Indonesia Periode 2018 – 2022)

Dosen Pembimbing : 1. Dr. Ary Eksandy, SE, MAk
 : 2. Dr. Agustine Dwianika, S.E., M.Ak., CMA., CIBA
 Dosen Penguji : 1. _____ JAD : _____
 : 2. _____ JAD : _____
 : 3. _____ JAD : _____
 Jadwal Sidang : Tempat : _____ Hari/Tanggal: _____

Telah memenuhi syarat Sidang Skripsi/TA: (mohon beri tanda V untuk syarat yang relevan)

No	Syarat	Ya	Tidak
1	IPK minimal 2.00	<input checked="" type="checkbox"/>	<input type="checkbox"/>
2	Tidak ada nilai D untuk mata kuliah mayor/inti Prodi	<input checked="" type="checkbox"/>	<input type="checkbox"/>
3	MK Skripsi/TA tercantum di BRS semester berjalan	<input checked="" type="checkbox"/>	<input type="checkbox"/>
4	Lulus minimal 1 mata kuliah KOTA untuk tiap rumpun	<input checked="" type="checkbox"/>	<input type="checkbox"/>
5	SPT-I/03/SOP-28/F-03 Formulir Pembimbingan Skripsi (minimal 8 x)	<input checked="" type="checkbox"/>	<input type="checkbox"/>
6	Poin JSDP (minimal 75% persen dari syarat kelulusan)	<input checked="" type="checkbox"/>	<input type="checkbox"/>
7	Mengumpulkan dokumen Skripsi/TA (sesuai ketentuan Prodi)	<input checked="" type="checkbox"/>	<input type="checkbox"/>

Tangerang Selatan,

Mengajukan	Mengetahui	Memeriksa	Menyetujui
 Nadia Nurkholifah Mahasiswa	 Dr. Agustine Dwianika, S.E., M.Ak., CMA., CIBA Dosen Pembimbing 2	 Dr. Irma Paramita Sofia, S.E., Ak., M.Ak., CA Koordinator Skripsi/TA	 Dr. Irma Paramita Sofia, S.E., Ak., M.Ak., CA Kaprodi

9. Daftar Riwayat Hidup

RIWAYAT HIDUP

DATA PRIBADI

Nama : Nadia Nurkholifah
Tempat, Tanggal Lahir : Tangerang, 06 Maret 2000
Jenis Kelamin : Perempuan
Agama : Islam
Alamat : Jalan Kebon Kopi RT 06/04
Nomor Telepon : 0895604516865
Email : nadyanrkholfh@gmail.com



RIWAYAT PENDIDIKAN

Universitas Pembangunan Jaya 2019-Sekarang
SMK Kartika X2 2014-2017
SMP PTRI 336 2011-2014

PENGALAMAN KERJA

Asisten Manajer Administrasi	Ersa Zein & Partner	2021-2023
Store Coach	Philip Morris International	2023-Sekarang

KEMAMPUAN

Mampu mengoperasikan MS.Office seperti
MS. Word dan MS. Excel
Mampu berkomunikasi dengan baik
Mampu bekerja sama dengan tim

Indonesia
Inggris Pasif

10. Bukti bimbingan di MY UPJ

Detail	NIM	2019011093	Nama Mahasiswa	NADIA NURKHOLIFAH
Bimbingan	Program Studi	Akuntansi	SKS Lulus	146 SKS
Rekap Percakapan Bimbingan	Tgl. Mulai	20 Maret 2023	Judul Tugas Akhir	PENGARUH KEPUTUSAN INVESTASI DAN KINERJA KEUANGAN TERHADAP NILAI PERUSAHAAN (Studi Empiris Pada Perusahaan Food and Beverage yang Terdaftar Di Bursa Efek Indonesia Periode 2018 – 2022)
Syarat Ujian				
Jadwal Ujian				
Nilai Ujian				
Nilai Akhir				

No	Tanggal	Dosen Pembimbing	Topik	Disetujui	Aksi
1	21 Februari 2023	Dr. Arry Eksandy, SE. MAKT.	Bimbingan untuk validasi judul		
2	4 Maret 2023	Dr. Arry Eksandy, SE. MAKT.	konsultasi bab 1-3		
3	6 Maret 2023	Dr Agustine Dwianika, S.E., M.Ak., CMA, CIBA	Konsultasi Bab 1-3	<input checked="" type="checkbox"/>	
4	9 Mei 2023	Dr. Arry Eksandy, SE. MAKT.	revisi bab 1-3		
5	13 Juni 2023	Dr. Arry Eksandy, SE. MAKT.	konsultasi bab 4-5		
6	20 Juni 2023	Dr. Arry Eksandy, SE. MAKT.	revisi bab 4-5		
7	22 Juni 2023	Dr. Arry Eksandy, SE. MAKT.	Revisi bab 4-5		
8	22 Juni 2023	Dr. Arry Eksandy, SE. MAKT.	Pengecekan hasil revisi bab 4-5		

