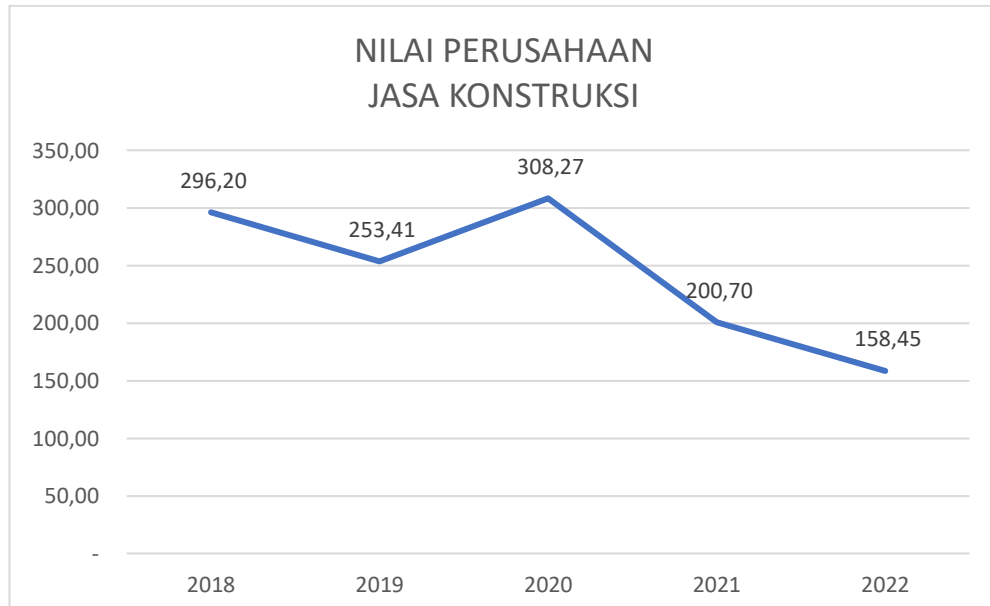


LAMPIRAN

Lampiran 1 Sampel Penelitian

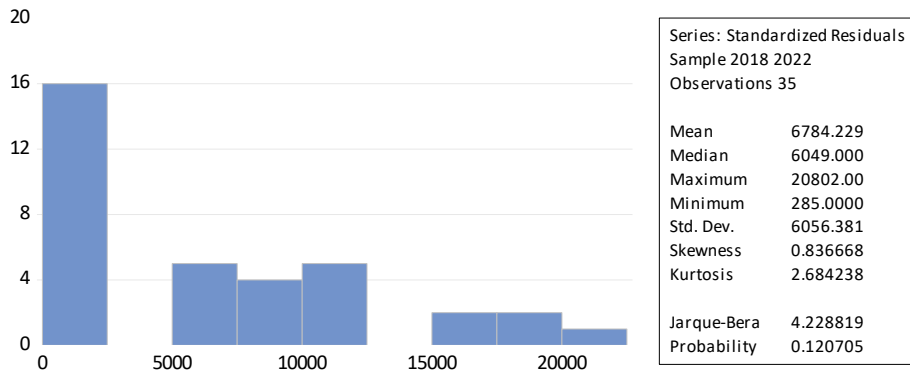
1.	DGIK	Nusa Konstruksi Enjering Tbk
2.	NRCA	Nusa Raya Cipta Tbk
3.	TOTL	Total Bangun Persada Tbk
4.	ADHI	Adhi Karya (Persero) Tbk
5.	PTPP	Pembangunan Perumahan (Persero) Tbk
6.	PPRE	PP presisi
7.	WEGE	Wijaya Karya Bangunan Gedung Tbk

Lampiran 2 Hasil Pengolahan Data



Date: 11/27/23
 Time: 02:25
 Sample: 2018 2022

	Y	X1	X2	X3	X4
Mean	14917.35	6784.229	35533.20	144882.7	28448.09
Median	8980.500	6049.000	27649.00	137254.0	29322.00
Maximum	87422.00	20802.00	152766.0	217343.0	31320.00
Minimum	2991.000	285.0000	576.0000	96085.00	21707.00
Std. Dev.	19257.03	6056.381	32046.12	36208.43	3003.934
Skewness	2.677312	0.836668	1.704921	0.461906	-1.382368
Kurtosis	9.283169	2.684238	6.496197	1.992323	3.841366
Jarque-Bera	96.54613	4.228819	34.78185	2.725393	12.17951
Probability	0.000000	0.120705	0.000000	0.255970	0.002266
Sum	507190.0	237448.0	1243662.	5070895.	995683.0
Sum Sq. Dev.	1.22E+10	1.25E+09	3.49E+10	4.46E+10	3.07E+08
Observations	35	35	35	35	35



	X1	X2	X3	X4
X1	1	-0.07976041894128859	0.2204426545151417	-0.4196923903463061
X2	0.07976041894128859	1	-0.4519545483176823	0.2179064670962524
X3	0.2204426545151417	-0.4519545483176823	1	-0.179223247255971
X4	-0.4196923903463061	0.2179064670962524	-0.179223247255971	1

Dependent Variable: Y
 Method: Panel Least Squares
 Date: 11/27/23 Time: 02:27
 Sample: 2018 2022
 Periods included: 5
 Cross-sections included: 7
 Total panel (unbalanced) observations: 35

Variable	Coefficient	Std. Error	t-Statistic	Prob.
C	978875.6	592635.7	1.651733	0.1122
X1	1.654880	0.262749	2.492412	0.0203
X2	1.104796	0.062542	1.675621	0.0107
X3	2.839546	0.074436	1.127882	0.0270
X4	4.635451	0.688943	1.674104	0.0107

Effects Specification

Cross-section fixed (dummy variables)

Root MSE	5455.772	R-squared	0.917301
Mean dependent var	14917.35	Adjusted R-squared	0.881345
S.D. dependent var	19257.03	S.E. of regression	6633.333
Akaike info criterion	20.69379	Sum squared resid	1.01E+09
Schwarz criterion	21.18762	Log likelihood	-340.7945
Hannan-Quinn criter.	20.86220	F-statistic	25.51178
Durbin-Watson stat	1.425176	Prob(F-statistic)	0.000000

Uji Chow

Redundant Fixed Effects Tests
 Equation: Untitled
 Test cross-section fixed effects

Effects Test	Statistic	d.f.	Prob.
Cross-section F	41.438094	(6,23)	0.0000
Cross-section Chi-square	83.944006	6	0.0000

Hausman

Correlated Random Effects - Hausman Test
 Equation: Untitled
 Test cross-section random effects

Test Summary	Chi-Sq. Statistic	Chi-Sq. d.f.	Prob.
Cross-section random	3.360608	4	0.0499

Kode Saham	Tahun	Ekuitas	Jumlah saham beredar	NBVS	Harga Saham	PBV
DGIK	2018	664.811.632.870	554.116.500.000	1,1998	50	41,67
	2019	656.852.398.919	554.116.500.000	1,1854	50	42,18
	2020	631.228.363.699	554.116.500.000	1,1392	50	43,89
	2021	638.117.299.569	554.116.500.000	1,1516	197	171,07
	2022	596.456.279.709	554.116.500.000	1,0764	132	122,63
NRCA	2018	1.208.237.092.894	249.625.834.400	4,8402	371	76,65
	2019	1.221.167.840.775	249.625.834.401	4,8920	384	78,50
	2020	2.220.681.404.120	249.625.834.400	8,8960	378	42,49
	2021	2.141.664.106.611	249.625.834.400	8,5795	290	33,80
	2022	1.203.696.255.216	249.625.834.400	4,8220	302	62,63
TOTL	2018	1.052.110.737	341.000.000	3,0854	560	181,50
	2019	1.076.904.500	341.000.000	3,1581	436	138,06
	2020	1.139.164.028	341.000.000	3,3407	370	110,76
	2021	1.180.778.098	341.000.000	3,4627	316	91,26
	2022	1.240.175.532	341.000.000	3,6369	302	83,04
ADHI	2018	6.285.271.896.258	356.084.937.600	17,6510	1.585	89,80
	2019	6.834.297.680.021	356.084.937.600	19,1929	1.175	61,22
	2020	5.574.810.447.358	356.084.937.600	15,6558	1.406	89,81
	2021	5.657.707.202.425	356.084.937.600	15,8886	820	51,61
	2022	8.823.791.463.516	840.760.897.900	10,4950	484	46,12
PTPP	2018	10.204.696.750.789	619.989.735.400	16,4595	1.805	109,66
	2019	10.573.743.312.693	619.989.735.400	17,0547	1.858	108,94
	2020	8.931.417.776.939	619.989.735.400	14,4058	1.865	129,46
	2021	14.330.149.681.057	619.989.735.400	23,1135	990	42,83
	2022	14.821.052.298.361	619.989.735.400	23,9053	715	29,91
PPRE	2018	2.111.013.647.831	1.022.427.100.000	2,0647	1.805	874,22
	2019	2.253.712.841.248	1.022.427.100.000	2,2043	1.585	719,06
	2020	1.881.827.067.350	1.022.427.100.000	1,8405	1.865	1013,28
	2021	1.886.394.122.197	1.022.427.100.000	1,8450	990	536,58
	2022	1.908.919.814.346	1.022.427.100.000	1,8670	715	382,96
WEGE	2018	2.136.828.455.704	957.200.000.000	2,2324	240	107,51
	2019	2.459.404.829.875	957.200.000.000	2,5694	306	119,10
	2020	2.194.904.415.741	957.200.000.000	2,2930	256	111,64
	2021	2.381.591.118.212	957.200.000.000	2,4881	190	76,36
	2022	2.194.904.415.741	957.200.000.000	2,2930	149	64,98

Kode Saham	Tahun	Laba Bersih Setelah Pajak	Ekuitas	ROE
DGIK	2018	74.192.963.759	664.811.632.870	0,111600
	2019	13.488.148.940	656.852.398.919	0,020535
	2020	11.713.001.545	631.228.363.699	0,018556
	2021	9.808.298.987	638.117.299.569	0,015371
	2022	2.806.010.026	596.456.279.709	0,004704
NRCA	2018	103.056.956.145	1.208.237.092.894	0,085295
	2019	86.188.193.201	1.221.167.840.775	0,070578
	2020	55.260.528.367	2.220.681.404.120	0,024884
	2021	51.556.348.914	2.141.664.106.611	0,024073
	2022	72.814.557.647	1.203.696.255.216	0,060492
TOTL	2018	204.418.079	1.052.110.737	0,194293
	2019	175.502.010	1.076.904.500	0,162969
	2020	85.396.102	1.139.164.028	0,074964
	2021	204.418.079	1.180.778.098	0,173122
	2022	93.361.157	1.240.175.532	0,075281
ADHI	2018	645.029.449.105	6.285.271.896.258	0,102626
	2019	665.607.564.805	6.834.297.680.021	0,097392
	2020	23.702.652.447	5.574.810.447.358	0,004252
	2021	86.499.800.385	5.657.707.202.425	0,015289
	2022	175.209.867.105	8.823.791.463.516	0,019857
PTPP	2018	1.087.736.141.167	10.204.696.750.789	0,106592
	2019	612.431.656.177	10.573.743.312.693	0,057920
	2020	25.462.826.283	8.931.417.776.939	0,002851
	2021	343.480.019.885	14.330.149.681.057	0,023969
	2022	365.741.731.064	14.821.052.298.361	0,024677
PPRE	2018	213.170.650.645	2.111.013.647.831	0,100980
	2019	240.929.316.421	2.253.712.841.248	0,106903
	2020	13.214.772.671	1.881.827.067.350	0,007022
	2021	13.214.772.671	1.886.394.122.197	0,007005
	2022	27.259.460.835	1.908.919.814.346	0,014280
WEGE	2018	444.498.792.703	2.136.828.455.704	0,208018
	2019	456.366.738.475	2.459.404.829.875	0,185560
	2020	156.349.499.437	2.194.904.415.741	0,071233
	2021	216.387.979.386	2.381.591.118.212	0,090859
	2022	23.025.733.026	2.194.904.415.741	0,010491

Kode Saham	Tahun	Total Dept/ Liabilitas Jangka Panjang	Ekuitas	DER
DGIK	2018	1.015.604.110.181	664.811.632.870	1,5277
	2019	601.027.675.892	656.852.398.919	0,9150
	2020	104.180.558.086	631.228.363.699	0,1650
	2021	72.049.741.482	638.117.299.569	0,1129
	2022	36.205.258.808	596.456.279.709	0,0607
NRCA	2018	88.803.169.332	1.208.237.092.894	0,0735
	2019	103.199.399.761	1.221.167.840.775	0,0845
	2020	104.405.053.731	2.220.681.404.120	0,0470
	2021	85.316.525.248	2.141.664.106.611	0,0398
	2022	88.487.500.017	1.203.696.255.216	0,0735
TOTL	2018	231.016.074	1.052.110.737	0,2196
	2019	281.366.520	1.076.904.500	0,2613
	2020	273.037.914	1.139.164.028	0,2397
	2021	262.437.506	1.180.778.098	0,2223
	2022	186.242.537	1.240.175.532	0,1502
ADHI	2018	36.205.258.808	6.285.271.896.258	0,0058
	2019	72.049.741.482	6.834.297.680.021	0,0105
	2020	5.436.428.675.589	5.574.810.447.358	0,9752
	2021	3.115.178.689.881	5.657.707.202.425	0,5506
	2022	6.544.545.688.621	8.823.791.463.516	0,7417
PTPP	2018	3.357.481.917.102	10.204.696.750.789	0,3290
	2019	4.079.815.243.379	10.573.743.312.693	0,3858
	2020	5.248.238.874.124	8.931.417.776.939	0,5876
	2021	6.061.432.284.686	14.330.149.681.057	0,4230
	2022	6.027.527.188.734	14.821.052.298.361	0,4067
PPRE	2018	1.537.452.355.804	2.111.013.647.831	0,7283
	2019	1.049.529.412.720	2.253.712.841.248	0,4657
	2020	899.726.141.569	1.881.827.067.350	0,4781
	2021	390.794.749.516	1.886.394.122.197	0,2072
	2022	596.631.686.072	1.908.919.814.346	0,3125
WEGE	2018	873.255.505.295	2.136.828.455.704	0,4087
	2019	680.008.851.486	2.459.404.829.875	0,2765
	2020	722.939.475.056	2.194.904.415.741	0,3294
	2021	529.425.895.069	2.381.591.118.212	0,2223
	2022	876.697.486.451	2.194.904.415.741	0,3994

Kode Saham	Tahun	Total Aset Lancar	Semua Kewajiban Lancar	CR
DGIK	2018	840.560.753.615,00	853.782.768.277	0,98451
	2019	556.320.529.960,00	495.158.844.043	1,12352
	2020	447.567.935.705	361.706.102.191	1,23738
	2021	454.878.263.939	293.274.018.428	1,55103
	2022	337.014.377.920	254.631.629.581	1,32354
NRCA	2018	1.981.464.970.289	956.753.363.219	2,07103
	2019	2.202.925.375.209	1.137.273.680.721	1,93702
	2020	1.981.591.128.236	962.980.176.515	2,05777
	2021	1.932.636.586.383	889.209.708.634	2,17343
	2022	2.247.428.615.979	1.161.414.657.263	1,93508
TOTL	2018	2.670.409.421	1.945.591.346	1,37254
	2019	2.282.904.040	1.604.722.681	1,42262
	2020	2.201.902.161	1.476.857.796	1,49094
	2021	2.034.191.971	1.230.653.426	1,65294
	2022	2.322.561.627	1.564.009.237	1,48501
ADHI	2018	25.386.859.425.078	18.934.699.447.368	1,34076
	2019	30.315.155.278.021	24.493.176.968.328	1,23770
	2020	30.090.503.386.345	27.082.649.503.604	1,11106
	2021	31.600.942.926.217	31.127.451.942.313	1,01521
	2022	24.618.080.064.517	24.618.080.064.517	1,00000
PTPP	2018	24.551.609.014.665	20.012.193.665.988	1,22683
	2019	25.030.282.871.017	20.809.557.591.985	1,20283
	2020	20.719.716.496.528	17.944.449.634.234	1,15466
	2021	33.731.768.331.331	18.608.374.314.889	1,81272
	2022	32.391.722.826.545	26.763.803.653.441	1,21028
PPRE	2018	2.349.539.045.264	1.239.787.889.548	1,89511
	2019	3.082.396.317.618	2.493.995.450.939	1,23593
	2020	3.114.575.144.982	3.241.491.582.168	0,96085
	2021	3.114.575.144.982	3.177.020.405.323	0,98034
	2022	3.360.776.009.031	3.089.370.665.231	1,08785
WEGE	2018	5.274.574.963.081	2.880.215.999.563	1,83131
	2019	5.087.145.594.388	3.057.900.430.761	1,66361
	2020	4.702.708.394.284	3.164.038.985.852	1,48630
	2021	4.456.582.092.775	3.062.982.212.727	1,45498
	2022	3.979.834.875.746	2.007.724.479.072	1,98226

Kode Saham	Tahun	Total Aset	Ukuran Perusahaan
DGIK	2018	1.680.415.743.051	28,150
	2019	1.257.880.074.811	27,860
	2020	1.097.115.023.976	27,724
	2021	1.003.441.059.479	27,634
	2022	887.293.168.098	27,511
NRCA	2018	2.461.640.921.257	28,532
	2019	2.253.793.625.445	28,444
	2020	2.220.681.404.120	28,429
	2021	2.141.664.106.611	28,393
	2022	2.453.598.412.496	28,529
TOTL	2018	3.228.718.157	21,895
	2019	2.962.993.701	21,809
	2020	2.889.059.738	21,784
	2021	2.673.869.030	21,707
	2022	2.990.427.306	21,819
ADHI	2018	30.091.600.973.297	31,035
	2019	36.515.833.214.549	31,229
	2020	38.093.888.626.551	31,271
	2021	39.900.337.834.619	31,317
	2022	39.986.417.216.654	31,320
PTPP	2018	33.574.372.333.879	31,145
	2019	35.463.116.148.057	31,200
	2020	32.062.304.258.491	31,099
	2021	33.948.798.963.550	31,156
	2022	32.124.106.285.297	31,101
PPRE	2018	4.888.253.893.183	29,218
	2019	5.797.237.704.907	29,388
	2020	5.084.316.202.985	29,257
	2021	5.518.680.453.881	29,339
	2022	5.594.922.165.649	29,353
WEGE	2018	5.890.299.960.562	29,404
	2019	6.197.314.112.122	29,455
	2020	6.081.882.876.649	29,436
	2021	5.973.999.226.008	29,418
	2022	5.424.428.338.683	29,322

Kode Saham	Tahun	Y	X1	X2	X3	X4
DGIK	2018	41,67	0,11160	1,52766	0,98451	28,150
	2019	42,18	0,02053	0,91501	1,12352	27,860
	2020	43,89	0,01856	0,16504	1,23738	27,724
	2021	171,07	0,01537	0,11291	1,55103	27,634
	2022	122,63	0,00470	0,06070	1,32354	27,511
NRCA	2018	76,65	0,08530	0,07350	2,07103	28,532
	2019	78,50	0,07058	0,08451	1,93702	28,444
	2020	42,49	0,02488	0,04701	2,05777	28,429
	2021	33,80	0,02407	0,03984	2,17343	28,393
	2022	62,63	0,06049	0,07351	1,93508	28,529
TOTL	2018	181,50	0,19429	0,21957	1,37254	21,895
	2019	138,06	0,16297	0,26127	1,42262	21,809
	2020	110,76	0,07496	0,23968	1,49094	21,784
	2021	91,26	0,17312	0,22226	1,65294	21,707
	2022	83,04	0,07528	0,15017	1,48501	21,819
ADHI	2018	89,80	0,10263	0,00576	1,34076	31,035
	2019	61,22	0,09739	0,01054	1,23770	31,229
	2020	89,81	0,00425	0,97518	1,11106	31,271
	2021	51,61	0,01529	0,55061	1,01521	31,317
	2022	46,12	0,01986	0,74169	1,00000	31,320
PTPP	2018	109,66	0,10659	0,32901	1,22683	31,145
	2019	108,94	0,05792	0,38584	1,20283	31,200
	2020	129,46	0,00285	0,58762	1,15466	31,099
	2021	42,83	0,02397	0,42298	1,81272	31,156
	2022	29,91	0,02468	0,40669	1,21028	31,101
PPRE	2018	874,22	0,10098	0,72830	1,89511	29,218
	2019	719,06	0,10690	0,46569	1,23593	29,388
	2020	1.013,28	0,00702	0,47811	0,96085	29,257
	2021	536,58	0,00701	0,20716	0,98034	29,339
	2022	382,96	0,01428	0,31255	1,08785	29,353
WEGE	2018	107,51	0,20802	0,40867	1,83131	29,404
	2019	119,10	0,18556	0,27649	1,66361	29,455
	2020	111,64	0,07123	0,32937	1,48630	29,436
	2021	76,36	0,09086	0,22230	1,45498	29,418
	2022	64,98	0,01049	0,39942	1,98226	29,322



Rohmadi

ABOUT ME

Saya adalah seorang yang mempunyai ketertarikan di dalam bisnis properti dan jasa kontruksi dan ingin mengembangkan dan memasarkan semua produk dengan digital marketing yang relevan dengan kemajuan teknologi informasi saat ini.

CONTACT

Email :
rohmadicitrorejo@gmail.com



Pendidikan

- 1988-1994 SDN KEDUNG MULYO KEMUSU BOYOLALI
- 1993-1996 SMP 2 KEMUSU BOYOLALI
- 1996-1999 SMK SAKTI GEMOLONG SRAGEN
- 2019 - SEKARANG UNIVERSITAS PEMBANGUNAN JAYA TANGERANG SELATAN
- 2022 Pelatihan BREVET Pajak A&B



Pengalaman Organisasi

- 2015 - SEKARANG BENDAHARA PERKUMPULAN SENKOM MITRA POLRI KOTA TANGERANG SELATAN
- 2018-2021 BENDAHARA HIMPERA DPW BANTEN



Pengalaman Kerja

- 2000-2003 SUPERVISOR PT.INTERCIPTA MANDIRI
- 2003-2009 SUPERVISOR PT.RAMANDA CITRA TIARA
- 2009-SEKARANG OWNER CV.MAHKOTA DEWA (GENERAL KONTRAKTOR)



Software Skill

Microsoft Word



Microsoft Excel



Nama Mahasiswa : Rohmadi

Prodi/NIM : Manajemen / 2019021256

Judul Skripsi/TA : Pengaruh Struktur Modal, Profitabilitas, Ukuran Perusahaan dan Likuiditas terhadap Nilai Perusahaan Jasa Konstruksi yang terdaftar di Bursa Efek Indonesia periode 2018-2023

Dosen Pembimbing : 1. Dr. Chajar Matari Fath Mala, S.E., M.M.
: 2.





Dosen Penguji : 1. Windarko, S.T., M.E JAD :
: 2. Fendi Saputra, S.E., M.M. JAD :
: 3. JAD :

Jadwal Sidang : Tempat : Hari/Tanggal:

Telah memenuhi syarat Sidang Skripsi/TA: (mohon beri tanda V untuk syarat yang relevan)

No	Syarat	Ya	Tidak
1	IPK minimal 2.00	V	
2	Tidak ada nilai D untuk mata kuliah mayor/inti Prodi	V	
3	MK Skripsi/TA tercantum di BRS semester berjalan	V	
4	Lulus minimal 1 mata kuliah KOTA untuk tiap rumpun	V	
5	SPT-I/03/SOP-28/F-03 Formulir Pembimbingan Skripsi (minimal 8 x)	V	
6	Poin JSDP (minimal 75% persen dari syarat kelulusan)	V	
7	Mengumpulkan dokumen Skripsi/TA (sesuai ketentuan Prodi)	V	

Tangerang Selatan,

Mengajukan	Mengetahui	Memeriksa	Menyetujui
			
(Rohmadi) Mahasiswa	(Dr. Chajar Matari Fath Mala, S.E., M.M.) Dosen Pembimbing	(Teguh Prasetyo, S.E., M.Si) Koordinator Skripsi/TA	(Dr. Dede Suleman S.E., M.M., CMA) Kaprod



FORMULIR PENGAJUAN SKRIPSI/TA

SPT-I/03/SOP-28/F-01




No Rekaman

Nama Mahasiswa : Rohmadi
Prodi/NIM : Manajemen / 2019021256
Judul Skripsi/TA yang diajukan : Pengaruh Struktur Modal , Profitabilitas , Ukuran Perusahaan, Likuiditas
(disusun dalam kalimat singkat, padat, jelas dan menarik minat pembaca) Terhadap Nilai Perusahaan Jasa Konstruksi yang terdaftar di Bursa Efek Indonesia Periode 2022-2018

Telah memenuhi syarat pengajuan Skripsi/TA: (mohon beri tanda V untuk syarat yang relevan)

No	Syarat	Ya	Tidak
1	Jumlah sks lulus (sesuai ketentuan Prodi)	V	
2	Mata kuliah prasyarat (sesuai ketentuan Prodi)	V	
3	IPK minimal 2,00	V	
4	Tidak sedang terkena sanksi akademik/sanksi lainnya	V	
5	Poin JSDP (sesuai ketentuan Prodi)	V	
6	Mengumpulkan Proposal Skripsi (sesuai ketentuan Prodi)	V	
7	MK Skripsi/TA tercantum di BRS semester berjalan	V	

Tangerang Selatan,

Mengajukan,	Menyetujui,	Mengetahui,
		
(Rohmadi) Mahasiswa	(Fendi Saputra, S.E., M.M) Dosen PA	(Dr. Dede Suleman S.E., M.M., CMA) Kaprodi

Formulir dibuat rangkap 2 (dua): Asli : untuk prodi, Copy 1 : untuk mahasiswa



Universitas
Pembangunan Jaya

**FORMULIR PERSETUJUAN PENULISAN
SKRIPSI/TA**

SPT-I/03/SOP-28/F-02

No. Rekaman




Nama Mahasiswa : Rohmadi
 Prodi/NIM : Manajemen / 2019021256
 Judul Skripsi/TA yang diajukan : Pengaruh Struktur Modal, Profitabilitas, Ukuran Perusahaan, dan Likuiditas Perusahaan Jasa Konstruksi yang terdaftar di Bursa Efek Indonesia periode 2018-2022

Telah disetujui untuk menulis Skripsi/TA.

Dosen Pembimbing Skripsi/TA yang ditugaskan Prodi adalah:

No	Nama	NIDN	JAD
1	Dr. Chajar Matari Fath Mala, S.E., M.M.		
2			

Tangerang Selatan,

Menugaskan,	Menyetujui,	Menerima,	
			
(Teguh Prasetyo, S.E., M.Si) Koordinator Skripsi/TA	(Dr. Dede Suleman S.E., M.M., CMA) Kaprodi	(Dr. Chajar Matari Fath Mala, S.E., M.M.) Dosen Pembimbing 1	Dosen Pembimbing 2

Proposal - Daftar Birir x New Tab x +

my.upj.ac.id/siakad/list_bimbinganaju/1505

TERDAFTAR DI BURSA EFEK INDONESIA

Data tidak bisa diubah, **Status Pengajuan** proposal sudah **Disetujui**

No	Tanggal	Dosen Pembimbing	Topik	Disetujui	Aksi
1	16 September 2023	Dr Chajar Matari Fath Mala, S.E., M.M.	Keuangan	✓	
2	23 September 2023	Dr Chajar Matari Fath Mala, S.E., M.M.	Keuangan	✓	
3	5 Oktober 2023	Dr Chajar Matari Fath Mala, S.E., M.M.	Pengajuan BAB 3	✓	
4	7 Oktober 2024	Dr Chajar Matari Fath Mala, S.E., M.M.	Konsultasi Lanjutan Bab 3	✓	
5	14 Oktober 2023	Dr Chajar Matari Fath Mala, S.E., M.M.	PENGARUH STRUKTUR MODAL, PROFITABILITAS, UKURAN PERUSAHAAN DAN LIKUIDITAS TERHADAP NILAI PERUSAHAAN		
6	15 Oktober 2023	Dr Chajar Matari Fath Mala, S.E., M.M.	Keuangan		

my.upj.ac.id/siakad/list_bimbingan/4/12

Cari Tugas Akhir

Kembali ke Daftar + Tambah

Detail	NIM	2019021256	Nama Mahasiswa	ROHMADI
Bimbingan	Program Studi	Manajemen	SKS Lulus	140 SKS
Rekap Percakapan Bimbingan	Tgl. Mulai	26 Oktober 2023	Judul Tugas Akhir	"PENGARUH STRUKTUR MODAL, PROFITABILITAS, UKURAN PERUSAHAAN DAN LIKUIDITAS TERHADAP NILAI PERUSAHAAN JASA KONTRUKSI YANG TERDAFTAR DI BURSA EFEK INDONESIA "
Syarat Ujian				
Jadwal Ujian				
Nilai Ujian				
Nilai Akhir				

No	Tanggal	Dosen Pembimbing	Topik	Disetujui	Aksi
1	4 November 2023	Dr Chajar Matari Fath Mala, S.E., M.M.	PENGARUH STRUKTUR MODAL, PROFITABILITAS, UKURAN PERUSAHAAN DAN LIKUIDITAS TERHADAP NILAI PERUSAHAAN	✓	
2	10 November 2023	Dr Chajar Matari Fath Mala, S.E., M.M.	PENGARUH STRUKTUR MODAL, PROFITABILITAS, UKURAN PERUSAHAAN DAN LIKUIDITAS TERHADAP NILAI PERUSAHAAN	✓	
3	15 November 2023	Dr Chajar Matari Fath Mala, S.E., M.M.	PENGARUH STRUKTUR MODAL, PROFITABILITAS, UKURAN PERUSAHAAN DAN LIKUIDITAS TERHADAP NILAI PERUSAHAAN	✓	
4	17 November 2023	Dr Chajar Matari Fath Mala, S.E., M.M.	Perbaikan final skripsi	✓	