

## Lampiran- Lampiran

Lampiran 1 Hasil Operasionalisasi Variabel

CODE	Tahun	PBV	ROA	CR	DER
ADES	2019	1,0854	0,1020	2,0042	0,2328
ADES	2020	1,2295	0,1416	2,9704	0,3687
ADES	2021	2,0012	0,2038	2,5092	0,3447
ADES	2022	3,1708	0,2218	3,2009	0,2328
ALTO	2019	2,3014	0,0067	0,8838	1,8982
ALTO	2020	1,8185	0,0095	0,8279	1,9710
ALTO	2021	1,6943	0,0082	0,8153	1,9937
ALTO	2022	0,3155	0,0158	0,8148	1,9329
BTEK	2019	1,0799	0,0169	1,7528	1,3220
BTEK	2020	1,4003	0,1206	0,5188	1,5408
BTEK	2021	1,4817	0,0255	0,3712	1,6723
BTEK	2022	1,9236	0,0322	0,3474	0,7096
BUDI	2019	0,3605	0,0213	1,0065	1,3339
BUDI	2020	0,3369	0,0226	1,1438	1,2410
BUDI	2021	0,5803	0,0306	1,1666	1,1570
BUDI	2022	0,7036	0,0293	1,3297	1,1962
CAMP	2019	2,3530	0,0726	12,7908	0,1155
CAMP	2020	1,8480	0,0405	13,2673	0,1301
CAMP	2021	1,6686	0,0872	13,3091	0,1217
CAMP	2022	1,9128	0,1128	10,6707	0,1416
CEKA	2019	0,8783	0,1547	4,7997	0,2314
CEKA	2020	0,8424	0,1161	4,6627	0,2427
CEKA	2021	0,8063	0,1102	4,7971	0,2235
CEKA	2022	0,7600	0,1284	9,9542	0,1085
CLEO	2019	7,9081	0,1050	1,1747	0,6249
CLEO	2020	6,7058	0,1013	1,7228	0,4652
CLEO	2021	5,6311	0,1340	1,5300	0,3461
CLEO	2022	5,6195	0,1155	1,8123	0,4290
COCO	2019	4,6618	0,0318	1,1688	1,2900
COCO	2020	3,4996	0,0104	1,1973	1,3535
COCO	2021	1,1711	0,0230	1,9542	0,6939
COCO	2022	1,1674	0,0136	1,9460	1,3743
DLTA	2019	4,5013	0,2229	8,0505	0,1750
DLTA	2020	3,4659	0,1007	7,4985	0,2017
DLTA	2021	2,9743	0,1436	4,8090	0,2955
DLTA	2022	3,0742	0,1760	4,5639	0,3062

FOOD	2019	1,0445	0,0154	1,1293	0,6014
FOOD	2020	1,1904	0,1537	0,7471	1,0126
FOOD	2021	1,9764	0,1376	0,5606	1,4683
FOOD	2022	1,7321	0,2157	0,5469	1,4558
GOOD	2019	4,0293	0,0861	1,1293	0,8308
GOOD	2020	3,2380	0,0373	0,7471	1,2560
GOOD	2021	7,3693	0,0728	0,5606	1,2327
GOOD	2022	6,8000	0,0712	0,5469	1,1863
HOKI	2019	3,4848	0,1222	2,9859	0,3228
HOKI	2020	3,6707	0,0419	2,2440	0,3688
HOKI	2021	2,6192	0,0127	1,6028	0,4793
HOKI	2022	1,4863	0,0001	3,2691	0,2134
ICBP	2019	4,8753	0,1385	2,5357	0,4514
ICBP	2020	2,2191	0,0716	2,2576	1,0587
ICBP	2021	1,8540	0,0669	1,7992	1,1575
ICBP	2022	2,0291	0,0496	3,0965	1,0063
INDF	2019	1,8419	0,0614	1,2721	0,7748
INDF	2020	1,4194	0,0537	1,3733	1,0614
INDF	2021	1,1507	0,0625	1,3411	1,0703
INDF	2022	1,0967	0,0509	1,7860	0,9272
KEJU	2019	3,2362	0,1471	2,4787	0,5293
KEJU	2020	4,6099	0,1793	2,5362	0,5305
KEJU	2021	3,0342	0,1885	2,8154	0,3105
KEJU	2022	3,0490	0,1365	4,1658	0,2226
MYOR	2019	4,6299	0,1071	3,4286	3,4286
MYOR	2020	5,3757	0,1061	3,6943	3,6943
MYOR	2021	4,0151	0,0608	2,3282	2,3282
MYOR	2022	4,3551	0,0884	2,6208	2,6208
ROTI	2019	2,6204	0,0505	1,6933	0,5140
ROTI	2020	2,6068	0,0379	3,8303	0,3794
ROTI	2021	2,9528	0,0671	2,6532	0,4713
ROTI	2022	3,0458	0,1047	2,0993	0,5405
ULTJ	2019	3,4983	0,1567	4,4441	0,1686
ULTJ	2020	3,9449	0,1268	2,4034	0,8307
ULTJ	2021	3,5939	0,1724	3,1126	0,4415
ULTJ	2022	2,9695	0,1309	3,1700	0,2668

Lampiran 2 Uji Common Effect Model

Dependent Variable: PBV  
 Method: Panel Least Squares  
 Date: 12/12/23 Time: 22:55  
 Sample: 2019 2022  
 Periods included: 4  
 Cross-sections included: 18  
 Total panel (balanced) observations: 72

Variable	Coefficient	Std. Error	t-Statistic	Prob.
C	1.710875	0.577384	2.963150	0.0042
ROA	10.11070	3.564950	2.836141	0.0060
CR	-0.060927	0.074907	-0.813370	0.4188
DER	0.327823	0.303123	1.081485	0.2833
Root MSE	1.629671	R-squared		0.113193
Mean dependent var	2.716640	Adjusted R-squared		0.074069
S.D. dependent var	1.742699	S.E. of regression		1.676918
Akaike info criterion	3.925744	Sum squared resid		191.2196
Schwarz criterion	4.052226	Log likelihood		-137.3268
Hannan-Quinn criter.	3.976097	F-statistic		2.893196
Durbin-Watson stat	0.331276	Prob(F-statistic)		0.041531

Lampiran 3 Uji Fixed Effect Model

Dependent Variable: PBV  
 Method: Panel Least Squares  
 Date: 01/06/24 Time: 20:08  
 Sample: 2019 2022  
 Periods included: 4  
 Cross-sections included: 18  
 Total panel (balanced) observations: 72

Variable	Coefficient	Std. Error	t-Statistic	Prob.
C	1.740450	0.640927	2.715519	0.0090
ROA	8.794024	3.311000	2.656002	0.0105
CR	-0.017526	0.126680	-0.138347	0.8905
DER	0.281489	0.474242	0.593555	0.5554

Effects Specification

Cross-section fixed (dummy variables)

Root MSE	0.737784	R-squared		0.818244
Mean dependent var	2.716640	Adjusted R-squared		0.746968
S.D. dependent var	1.742699	S.E. of regression		0.876618
Akaike info criterion	2.813003	Sum squared resid		39.19144
Schwarz criterion	3.477030	Log likelihood		-80.26809
Hannan-Quinn criter.	3.077354	F-statistic		11.47982
Durbin-Watson stat	1.580644	Prob(F-statistic)		0.000000

Lampiran 4 Random Effect Model

Dependent Variable: PBV  
 Method: Panel EGLS (Cross-section random effects)  
 Date: 01/06/24 Time: 20:10  
 Sample: 2019 2022  
 Periods included: 4  
 Cross-sections included: 18  
 Total panel (balanced) observations: 72  
 Swamy and Arora estimator of component variances

Variable	Coefficient	Std. Error	t-Statistic	Prob.
C	1.768880	0.665511	2.657926	0.0098
ROA	8.958732	3.009692	2.976628	0.0040
CR	-0.037237	0.096787	-0.384733	0.7016
DER	0.298662	0.366675	0.814515	0.4182

Effects Specification		S.D.	Rho
Cross-section random		1.586281	0.7661
Idiosyncratic random		0.876618	0.2339

Weighted Statistics			
Root MSE	0.833655	R-squared	0.131983
Mean dependent var	0.723529	Adjusted R-squared	0.093689
S.D. dependent var	0.901072	S.E. of regression	0.857824
Sum squared resid	50.03859	F-statistic	3.446507
Durbin-Watson stat	1.241417	Prob(F-statistic)	0.021349

Unweighted Statistics			
R-squared	0.110519	Mean dependent var	2.716640
Sum squared resid	191.7961	Durbin-Watson stat	0.323879

Lampiran 5 Uji Chow

Redundant Fixed Effects Tests

Equation: Untitled

Test cross-section fixed effects

Effects Test	Statistic	d.f.	Prob.
Cross-section F	11.637348	(17,51)	0.0000
Cross-section Chi-square	114.117412	17	0.0000

Cross-section fixed effects test equation:

Dependent Variable: PBV

Method: Panel Least Squares

Date: 01/07/24 Time: 15:53

Sample: 2019 2022

Periods included: 4

Cross-sections included: 18

Total panel (balanced) observations: 72

Variable	Coefficient	Std. Error	t-Statistic	Prob.
C	1.710875	0.577384	2.963150	0.0042
ROA	10.11070	3.564950	2.836141	0.0060
CR	-0.060927	0.074907	-0.813370	0.4188
DER	0.327823	0.303123	1.081485	0.2833
Root MSE	1.629671	R-squared		0.113193
Mean dependent var	2.716640	Adjusted R-squared		0.074069
S.D. dependent var	1.742699	S.E. of regression		1.676918
Akaike info criterion	3.925744	Sum squared resid		191.2196
Schwarz criterion	4.052226	Log likelihood		-137.3268
Hannan-Quinn criter.	3.976097	F-statistic		2.893196
Durbin-Watson stat	0.331276	Prob(F-statistic)		0.041531

Lampiran 6 Uji Hausman

Correlated Random Effects - Hausman Test

Equation: Untitled

Test cross-section random effects

Test Summary	Chi-Sq. Statistic	Chi-Sq. d.f.	Prob.
Cross-section random	0.115451	3	0.9899

Cross-section random effects test comparisons:

Variable	Fixed	Random	Var(Diff.)	Prob.
ROA	8.794024	8.958732	1.904478	0.9050
CR	-0.017526	-0.037237	0.006680	0.8094
DER	0.281489	0.298662	0.090455	0.9545

Lampiran 7 Uji LM

Lagrange Multiplier Tests for Random Effects

Null hypotheses: No effects

Alternative hypotheses: Two-sided (Breusch-Pagan) and one-sided  
(all others) alternatives

	Test Hypothesis		
	Cross-section	Time	Both
Breusch-Pagan	56.76400 (0.0000)	1.015951 (0.3135)	57.77995 (0.0000)
Honda	7.534189 (0.0000)	-1.007944 (0.8433)	4.614752 (0.0000)
King-Wu	7.534189 (0.0000)	-1.007944 (0.8433)	1.988700 (0.0234)
Standardized Honda	8.511365 (0.0000)	-0.776571 (0.7813)	1.956796 (0.0252)
Standardized King-Wu	8.511365 (0.0000)	-0.776571 (0.7813)	-0.251918 (0.5994)
Gourieroux, et al.	--	--	56.76400 (0.0000)



## **VRIZYA VRIZELLA KASAN**

---

087775978160 / 081514497045  
vrizyavrizzella19@gmail.com

Bogor, Indonesia

### **S U M M A R Y**

---

Final year student at Pembangunan Jaya University majoring in Financial Management. Proficient in Microsoft Word, Microsoft Excel, Canva, EViews10 and Power Point. Has work experience, able to work individually or with a team, problem solving, communicates well, is thorough and likes data management. Ready to learn more and use the skills I have in a career in this job.

### **EXPERIENCE**

- July 2019 - now 2023  
PT. Andina Mitra Sukses (Staff Administrasion)
- Planned and coordinates with 30 clients
- Recap purchase order data
- Coordinate between billing department and costumers to resolve problems
- make sure for office equipment needs are available
- create a meeting schedule and meeting location
- handle outgoing and incoming Purchase Orders via email
- Responded to all customer inquiries thoroughly and professionaly
- Documentation of company correspondence

### **EDUCATION**

- 2016 - 2019  
SMA Mardi Wluya  
Jurusan IPA
- 2019 - Desember 2023  
Universitas Pembangunan Jaya  
S1 Manajemen Keuangan

### **SKILL**

---

- Canva (PPT, CV dan Editing)
- Manage data
- Problem Solving
- Ms. Excel (Tabel pivot, data validation, simple formula and macro)
- Ms. Word
- Eviews 10

### **HOBBY**

















---

- Culinary, looking for new skills, travel and cooking



Lampiran 9. Bukti Bimbingan

	<b>FORMULIR PEMBIMBINGAN SKRIPSI/TA</b>	SPT-1/03/SOP-28/F-03
		No. Rinkoman

**Nama** : Vriza Vrizzella Kasan  
**Prodi/NIM** : Manajemen Blended / 2019021275  
**Judul Skripsi/TA yang diajukan** : Pengaruh *Return on Asset*, *Current Ratio*, dan *Debt to Equity Ratio* Terhadap *Price to Book Value* pada Perusahaan *Food & Beverage* periode 2019-2022 yang terdaftar dalam BEI.


No	Tanggal	Materi Pembimbingan	Paraf Mhs	Paraf Dosen Pembimbing
1	15 / 09 / 2023	Pembahasan BAB 1 pendahuluan mengenai alasan fenomena yang diambil sesuai judul		
2	22 / 09 / 2023	Revisi pembetulan Bab 1 mengenai judul yang diambil, dan banyak pembetulan untuk grafik rata rata PBV		
3	29 / 09 / 2023	Pembetulan Bab 2 di bagian Hipotesis yang kurang sesuai, dan penambahan teori teori mengenai variabel yang diambil dengan mencantumkan peneliti sebelumnya		
4	11 / 10 / 2023	Membuat Bab 3 dan beberapa revisi di bab 2 dan tambahan teori .		
5	23 / 11 / 2023	Pembahasan Bab 4 mengenai hasil analisis dan statistik deskriptif.		
6	09 / 12 / 2023	Pembahasan mengenai uji pemilihan model sebelumnya mengalami kesalahan perhitungan rumus untuk ROA		
7	23 / 12 / 2023	Pembahasan mengenai analisis regresi data panel, hasil hipotesis dan pembahasannya		
8	29 / 12 / 2023	Pembahasan mengenai bab 4 dan bab 5 mengenai pembahasan dan hasil kesimpulan		

\* Jika pembimbingan lebih dari minimal 8 kali, mohon membuat salinan formulir ini

		
Vriza Vrizzella Kasan	Zulkifli, S.E., M.M.	Dosen Pembimbing 2



Lampiran 10. Formulir Persetujuan Penulisan Skripsi/TA

	<b>FORMULIR PERSETUJUAN PENULISAN SKRIPSI/TA</b>	SPT-I/03/SOP-28/F-02
		No. Rekaman




Nama	: Vrizya Vrizona Kasan
Prodi/NIM	: Manajemen Blended / 2019021275
Judul Skripsi/TA yang diajukan	: Pengaruh <i>Return on Asset</i> , <i>Current Ratio</i> , dan <i>Debt to Equity Ratio</i> Terhadap <i>Price to Book Value</i> pada Perusahaan <i>Food &amp; Beverage</i> periode 2019-2022 yang terdaftar dalam BEI

Telah disetujui untuk menulis Skripsi/TA.


Dosen Pembimbing Skripsi/TA yang ditugaskan Prodi adalah:

No	Nama	NIDN	JAD
1	Zulkifli, S.E., M.M	0911128203	Lektor
2			

Tangerang Selatan, 02 Januari 2024

Menugaskan,	Menyetujui,	Menerima,	
			
Teguh Prasetio, S.E., M.Si	DR. Dede Suleman, M.M., CMA	Zulkifli, S.E., M.M.	

Lampiran 11. Formulir Pengajuan Sidang Skripsi/TA





	<b>FORMULIR PENGAJUAN SIDANG SKRIPSI/TA</b>	SPT-I/04/SOP-06/F-01
		No. Rekaman

Nama Mahasiswa : Vriza Vrizzella Kasan  
 Prodi/NIM : Manajemen Blended / 2019021275 /  
 Judul Skripsi/TA : Pengaruh *Return on Asset*, *Current Ratio*, dan *Debt to Equity Ratio* Terhadap *Price to Book Value* pada Perusahaan *Food & Beverage* periode 2019-2022 yang terdaftar dalam BEI  
 Dosen Pembimbing : 1. Zulkifli, S.E., M.M.  
 : 2.  
 Dosen Penguji : 1. Dr. Dede Suleman, S.E., M.M., CMA JAD :  
 : 2. Dr. Mohamad Zein Saleh, S.H., M.M JAD :  
 : 3. JAD :  
 Jadwal Sidang : Tempat : Hari/Tanggal: 12 Januari 2024


Telah memenuhi syarat Sidang Skripsi/TA: (mohon beri tanda V untuk syarat yang relevan)

No	Syarat	Ya	Tidak
1	IPK minimal 2.00	✓	
2	Tidak ada nilai D untuk mata kuliah mayor/inti Prodi	✓	
3	MK Skripsi/TA tercantum di BRS semester berjalan	✓	
4	Lulus minimal 1 mata kuliah KOTA untuk tiap rumpun	✓	
5	SPT-I/03/SOP-28/F-03 Formulir Pembimbingan Skripsi (minimal 8 x)	✓	
6	Poin JSDP (minimal 75% persen dari syarat kelulusan)	✓	
7	Mengumpulkan dokumen Skripsi/TA (sesuai ketentuan Prodi)	✓	

Tangerang Selatan, 02 Januari 2024 .....

Mengajukan	Mengetahui	Memeriksa	Menyetujui
			
Vriza Vrizzella Kasan	Zulkifli, S.E., M.M.	Teguh Prasetyo, S.E., M.Si	DR. Dede Suleman, M.M., CMA

Lampiran 12. Formulir Pengajuan Skripsi/TA




	<b>FORMULIR PENGAJUAN SKRIPSI/TA</b>	SPT-I/03/SOP-28/F-01
		No. Rekaman

Nama Prodi/NIM Skripsi/TA yang diajukan  (disusun dalam kalimat singkat, padat, jelas, dan menarik minat pembaca)	: Vriza Vrizzella Kasan : Manajemen Blended / 2019021275 : Pengaruh <i>Return on Asset</i> , <i>Current Ratio</i> , dan <i>Debt to Equity Ratio</i> Terhadap <i>Price to Book Value</i> pada Perusahaan <i>Food &amp; Beverage</i> periode 2019-2022 yang terdaftar dalam BEI
---	---

Apakah memenuhi syarat pengajuan Skripsi/TA: (mohon beri tanda V untuk syarat yang relevan)

No	Syarat	Ya	Tidak
1	Jumlah sks lulus (sesuai ketentuan Prodi)	✓	
2	Mata kuliah prasyarat (sesuai ketentuan Prodi)	✓	
3	IPK minimal 2,00	✓	
4	Tidak sedang terkena sanksi akademik/sanksi lainnya	✓	
5	Poin JSDP (sesuai ketentuan Prodi)	✓	
6	Mengumpulkan Proposal Skripsi (sesuai ketentuan Prodi)	✓	
7	MK Skripsi/TA tercantum di BRS semester berjalan	✓	

Tangerang Selatan, 02 Januari 2024

Mengajukan,	Menyetujui,	Mengetahui,
		
Vriza Vrizzella Kasan	Fendi Saputra, SE., M.M.	DR. Dede Suleman, M.M., CMA

Formulir dibuat rangkap 2 (dua): Asli : untuk prodi, Copy 1 : untuk mahasiswa