

LAMPIRAN

Lampiran 1 Daftar Riwayat Hidup

MARVIN LUCKYANTO

Tangerang, Banten | +6285959549453 | marvinluckyanto67@gmail.com | Instagram: @marvinn.14

I am a student majoring of Finance Management in Universitas Pembangunan Jaya with an interest for a career marketing management. skilled in Time Management, Leadership, Teamwork, Communication, Digital, and Analytical Thinking. I'm looking for opportunities to gain new experiences and the knowledge in Marketing Management that related to my field.

Education

Pembangunan Jaya University Major in Marketing Management	2020 - Present
SMA Budi Luhur Major in Natural Sciences	2017 - 2020

Event Experience

Competition Division Staff at The Pekan Raya Manajemen <ul style="list-style-type: none">• Create concepts for competition event . For example, making invitations, ,competition plans, rundown, etc.• Create and manage an Instagram account as a medium of publication, promotion, and information about the event	2022
Fixture Division Staff at KITA SATU PODCAST <ul style="list-style-type: none">• Prepare equipment in video production• Ensure all goods in good condition• Arrange the equipment according to the script or scenario	2022
Staff of the event division at Himpunan Gathering <ul style="list-style-type: none">• Designing all the program schedule and rundown• Take care of all communication with outside parties during the event	2021
Staff at The Workshop Dasawarsa <ul style="list-style-type: none">• Create concept of the event, event plans,rundown• Designing the event and its equipment to make it more attractive• Plan and record the needs required for activities and seek their procurement by first coordinating with other related fields that require facility equipment.	2021

Organizational Experience

- Head of the Human Resource Division in Management Student Association** 2022 - Present
- Creating content plan for all student Association
 - Create and manage human resource of student association performance
 - Create event to improve the knowledge and skills of management student
- Treasurer of The Student Organization of Budi Luhur** 2018 - 2019
- Responsible for security, discipline and creativity of 50 students
 - Controlling the money of the organization's management
 - Make an Financial report

Skill

Hard skill: Microsoft Office, Microsoft Excel.

Soft skill: Team Work, Time Management, Detail Oriented, Communication, Negotiations, Creative Thinking, Analytical Thinking

Languages: Indonesian (Native), English (Intermediate)

Lampiran 2 Tabulasi Data Penelitian

CODE	Periode	ROA	ROE	NPM	Harga Saham
		X1	X2	X3	Y
ADES	2020	14,16252343	19,38436	20,16576	1460
	2021	20,37852693	35,53014	28,42104	3290
	2022	22,17890084	27,34209	28,27066	7175
	2023	18,98146061	22,88104	25,9464	9675
ALTO	2020	0,019215257	0,056987	0,066095	308
	2021	0,445197101	1,332779	1,321408	280
	2022	0,377274191	1,106494	0,943573	50
	2023	0,0284	0,0843	0,12	50
BUDI	2020	2,264355096	5,074515	2,461346	99
	2021	3,064360832	6,609728	2,717894	179
	2022	2,932427038	6,44032	2,751509	226
	2023	3,08133249	6,443804	2,599321	278
CAMP	2020	4,052525115	4,57994	4,604248	302
	2021	8,722221792	9,783452	9,818792	290
	2022	11,28208782	12,87979	10,73681	306
	2023	11,70417919	13,37615	11,21919	402
CEKA	2020	11,60500614	14,42139	5,002689	1785
	2021	11,02087906	13,4836	3,49042	1880
	2022	12,84444827	14,23861	3,592337	1980
	2023	8,110369617	9,351283	2,423298	1845
CLEO	2020	10,1280167	14,8391	13,65078	500
	2021	13,40410447	18,04266	16,37593	470
	2022	11,54981527	16,50413	11,68415	555
	2023	13,36692833	20,26529	14,68508	710
COCO	2020	1,038135666	2,443253	1,600789	700
	2021	2,301859411	3,899168	3,801777	288
	2022	1,364884542	3,240654	2,284521	268
	2023	9,535671223	33,49192	29,48664	175
DLTA	2020	10,07406045	12,10569	22,59885	4400
	2021	14,36462355	18,60996	27,59709	3740
	2022	17,60007699	22,98874	29,54318	3830
	2023	16,52347497	21,36224	27,09031	3530
ENZO	2020	0,441360076	0,810021	0,231787	50
	2021	3,461658148	6,45974	0,902027	50
	2022	0,684432272	1,336109	0,428127	66
	2023	1,1303801	2,579362	0,78634	50
FOOD	2020	-7,80314838	-15,7047	-9,34037	103

	2021	-9,508785608	-23,151	-11,0598	133
	2022	-16,68583007	-40,977	-19,6159	111
	2023	-51,6307754	-122,877	-33,9333	103
GOOD	2020	3,730100355	8,468099	3,175174	1270
	2021	7,280428963	16,25514	5,598423	525
	2022	7,120070337	15,56684	4,963532	525
	2023	8,108533002	15,3859	5,704587	430
HOKI	2020	4,194222495	5,74112	5,860288	1005
	2021	1,267095638	1,874357	3,836084	181
	2022	0,011159693	0,013541	2,275889	103
	2023	-0,322199859	-0,50952	0,656082	173
ICBP	2020	7,161592776	14,74336	15,90568	9575
	2021	7,177726931	14,43663	13,90803	8700
	2022	4,962635966	9,956316	8,830885	10000
	2023	7,097619296	13,63055	12,46523	10575
IKAN	2020	3,258584263	6,246674	5,10186	147
	2021	3,367630133	6,146364	3,903303	95
	2022	3,761486528	6,495304	4,169673	59
	2023	4,568451014	8,7535	4,485287	50
INDF	2020	5,364872448	11,05924	10,70832	6850
	2021	6,24655598	12,93237	11,27738	6325
	2022	5,094718658	9,818704	9,25312	6725
	2023	6,159954364	11,44055	10,28397	6450
KEJU	2020	17,9310577	27,44381	12,5882	1355
	2021	18,84789826	24,70023	13,88269	1185
	2022	13,64616921	16,68369	11,23844	1430
	2023	9,698758408	11,97759	7,879258	1155
MLBI	2020	9,823709984	19,92576	14,3887	9700
	2021	22,78734176	60,57824	26,91738	7800
	2022	27,40866652	86,17605	29,69289	8950
	2023	31,2981703	76,64402	32,10044	7750
MYOR	2020	10,60886593	18,61486	8,572017	2710
	2021	6,080297873	10,66065	4,339981	2040
	2022	8,843824414	15,34952	6,42355	2500
	2023	13,59370357	21,23317	10,30609	2490
PANI	2020	0,2283076	0,560937	0,124225	116
	2021	1,024976592	4,002001	0,594079	1725
	2022	1,029317492	3,838826	49,90327	950
	2023	2,315730478	4,089673	36,1611	4900
PMMP	2020	4,13061061	15,82082	6,008563	256
	2021	3,460591504	12,61641	5,287824	484

	2022	2,535502123	9,280387	3,956196	410
	2023	0,027107209	0,099904	0,043245	262
PSDN	2020	-0,919629097	-5,85812	-0,78604	130
	2021	-6,654265553	-96,8271	-5,43396	153
	2022	-2,062855866	-37,2077	-2,28015	83
	2023	111,5927626	256,637	63,72459	90
ROTI	2020	3,787151176	5,223899	5,24933	1360
	2021	6,712517073	9,873614	8,557571	1360
	2022	10,46523158	16,12168	10,98419	1320
	2023	8,451854031	13,92563	8,723926	1150
SKBM	2020	0,306205836	0,562978	0,171085	324
	2021	1,507663299	2,993235	0,772045	360
	2022	4,242269213	8,066887	2,278507	378
	2023	0,125391843	0,216132	0,081236	314
SKLT	2020	5,494544175	10,4484	3,391578	1,565
	2021	9,506440195	15,59955	6,229458	2420
	2022	7,245336752	12,67285	4,86356	1950
	2023	6,087721569	9,558748	4,351983	282
STTP	2020	18,22643607	23,51511	16,34373	9500
	2021	15,75747304	18,70955	14,55904	7550
	2022	13,60400062	15,89767	12,66384	7650
	2023	16,74123936	18,9333	19,25224	9375
TBLA	2020	3,503266612	11,55963	6,266353	935
	2021	3,756001525	12,19767	4,958085	795
	2022	3,385368133	11,73028	4,833787	695
	2023	2,365298894	7,463472	3,996823	695
ULTJ	2020	12,67593438	23,20634	18,59559	1600
	2021	17,2379887	24,84939	19,29669	1570
	2022	13,08889529	16,58147	12,61043	1475
	2023	15,76512409	17,7384	14,28638	1600

Data Outlier

CROSS SECTION	Tahun	X1	X2	X3	Y
ADES	2020	14,16252	19,38436	20,16576	1460
ADES	2021	20,37853	35,53014	28,42104	3290
ALTO	2020	0,019215	0,056987	0,066095	308
ALTO	2021	0,445197	1,332779	1,321408	280
ALTO	2022	0,377274	1,106494	0,943573	50
ALTO	2023	0,0284	0,0843	0,12	50
BUDI	2020	2,264355	5,074515	2,461346	99

BUDI	2021	3,064361	6,609728	2,717894	179
BUDI	2022	2,932427	6,44032	2,751509	226
BUDI	2023	3,081332	6,443804	2,599321	278
CAMP	2020	4,052525	4,57994	4,604248	302
CAMP	2021	8,722222	9,783452	9,818792	290
CAMP	2022	11,28209	12,87979	10,73681	306
CAMP	2023	11,70418	13,37615	11,21919	402
CEKA	2020	11,60501	14,42139	5,002689	1785
CEKA	2021	11,02088	13,4836	3,49042	1880
CEKA	2022	12,84445	14,23861	3,592337	1980
CEKA	2023	8,11037	9,351283	2,423298	1845
CLEO	2020	10,12802	14,8391	13,65078	500
CLEO	2021	13,4041	18,04266	16,37593	470
CLEO	2022	11,54982	16,50413	11,68415	555
CLEO	2023	13,36693	20,26529	14,68508	710
COCO	2020	1,038136	2,443253	1,600789	700
COCO	2021	2,301859	3,899168	3,801777	288
COCO	2022	1,364885	3,240654	2,284521	268
DLTA	2021	14,36462	18,60996	27,59709	3740
DLTA	2022	17,60008	22,98874	29,54318	3830
DLTA	2023	16,52347	21,36224	27,09031	3530
ENZO	2020	0,44136	0,810021	0,231787	50
ENZO	2021	3,461658	6,45974	0,902027	50
ENZO	2022	0,684432	1,336109	0,428127	66
ENZO	2023	1,13038	2,579362	0,78634	50
FOOD	2020	-7,80315	-15,7047	-9,34037	103
FOOD	2021	-9,50879	-23,151	-11,0598	133
GOOD	2020	3,7301	8,468099	3,175174	1270
GOOD	2021	7,280429	16,25514	5,598423	525
GOOD	2022	7,12007	15,56684	4,963532	525
GOOD	2023	8,108533	15,3859	5,704587	430
HOKI	2020	4,194222	5,74112	5,860288	1005
HOKI	2021	1,267096	1,874357	3,836084	181
HOKI	2022	0,01116	0,013541	2,275889	103
HOKI	2023	-0,3222	-0,50952	0,656082	173
IKAN	2020	3,258584	6,246674	5,10186	147
IKAN	2021	3,36763	6,146364	3,903303	95
IKAN	2022	3,761487	6,495304	4,169673	59
IKAN	2023	4,568451	8,7535	4,485287	50
KEJU	2020	17,93106	27,44381	12,5882	1355
KEJU	2021	18,8479	24,70023	13,88269	1185

KEJU	2022	13,64617	16,68369	11,23844	1430
KEJU	2023	9,698758	11,97759	7,879258	1155
MYOR	2020	10,60887	18,61486	8,572017	2710
MYOR	2021	6,080298	10,66065	4,339981	2040
MYOR	2022	8,843824	15,34952	6,42355	2500
MYOR	2023	13,5937	21,23317	10,30609	2490
PANI	2020	0,228308	0,560937	0,124225	116
PANI	2021	1,024977	4,002001	0,594079	1725
PANI	2023	2,31573	4,089673	36,1611	4900
PMMP	2020	4,130611	15,82082	6,008563	256
PMMP	2021	3,460592	12,61641	5,287824	484
PMMP	2022	2,535502	9,280387	3,956196	410
PMMP	2023	0,027107	0,099904	0,043245	262
PSDN	2020	-0,91963	-5,85812	-0,78604	130
PSDN	2021	-6,65427	-96,8271	-5,43396	153
PSDN	2022	-2,06286	-37,2077	-2,28015	83
ROTI	2020	3,787151	5,223899	5,24933	1360
ROTI	2021	6,712517	9,873614	8,557571	1360
ROTI	2022	10,46523	16,12168	10,98419	1320
ROTI	2023	8,451854	13,92563	8,723926	1150
SKBM	2020	0,306206	0,562978	0,171085	324
SKBM	2021	1,507663	2,993235	0,772045	360
SKBM	2022	4,242269	8,066887	2,278507	378
SKBM	2023	0,125392	0,216132	0,081236	314
SKLT	2020	5,494544	10,4484	3,391578	1,565
SKLT	2021	9,50644	15,59955	6,229458	2420
SKLT	2022	7,245337	12,67285	4,86356	1950
SKLT	2023	6,087722	9,558748	4,351983	282
TBLA	2020	3,503267	11,55963	6,266353	935
TBLA	2021	3,756002	12,19767	4,958085	795
TBLA	2022	3,385368	11,73028	4,833787	695
TBLA	2023	2,365299	7,463472	3,996823	695
ULTJ	2020	12,67593	23,20634	18,59559	1600
ULTJ	2021	17,23799	24,84939	19,29669	1570
ULTJ	2022	13,0889	16,58147	12,61043	1475
ULTJ	2023	15,76512	17,7384	14,28638	1600

Lampiran 3 Hasil Uji Eviews

1. Uji Statistik Deskriptif

	Harga Saham	ROA	ROE	NPM
Mean	954.1429	5.970661	7.892508	6.569661
Median	492.0000	4.091568	9.455015	4.544768
Maximum	4900.000	20.37853	35.53014	36.16110
Minimum	50.00000	-9.508786	-96.82709	-11.05982
Std. Dev.	1027.805	6.177496	15.48741	8.109011
Skewness	1.577060	0.227496	-4.001494	1.357506
Kurtosis	5.373163	2.727597	26.89877	5.557020
Jarque-Bera	54.53132	0.984271	2223.197	48.68375
Probability	0.000000	0.611320	0.000000	0.000000
Sum	80148.00	501.5356	662.9707	551.8515
Sum Sq. Dev.	87679874	3167.401	19908.37	5457.753
Observations	84	84	84	84

2. Estimasi Regresi Data Panel

a) *Common Effect Model* (CEM)

Sample: 2020 2023

Periods included: 4

Cross-sections included: 23

Total panel (unbalanced) observations: 84

Variable	Coefficient	Std. Error	t-Statistic	Prob.
C	285.2389	109.1167	2.614072	0.0107
X1	15.84299	24.01208	0.659793	0.5113
X2	-5.669091	7.348568	-0.771455	0.4427
X3	91.39617	15.17488	6.022861	0.0000
Root MSE	682.2033	R-squared		0.556685
Mean dependent var	935.5305	Adjusted R-squared		0.540061
S.D. dependent var	1030.762	S.E. of regression		699.0504
Akaike info criterion	15.98377	Sum squared resid		39093717
Schwarz criterion	16.09952	Log likelihood		-667.3184
Hannan-Quinn criter.	16.03030	F-statistic		33.48624
Durbin-Watson stat	0.518756	Prob(F-statistic)		0.000000

b) *Fixed Effect Model (FEM)*

Sample: 2020 2023

Periods included: 4

Cross-sections included: 23

Total panel (unbalanced) observations: 84

Variable	Coefficient	Std. Error	t-Statistic	Prob.
C	362.4118	145.8358	2.485068	0.0159
X1	-16.57972	29.52052	-0.561634	0.5765
X2	-4.839467	6.435625	-0.751981	0.4551
X3	108.1192	12.77522	8.463190	0.0000

Effects Specification

Cross-section fixed (dummy variables)

Root MSE	311.0933	R-squared	0.907814
Mean dependent var	935.5305	Adjusted R-squared	0.868078
S.D. dependent var	1030.762	S.E. of regression	374.3832
Akaike info criterion	14.93711	Sum squared resid	8129439.
Schwarz criterion	15.68951	Log likelihood	-601.3586
Hannan-Quinn criter.	15.23957	F-statistic	22.84647
Durbin-Watson stat	2.598197	Prob(F-statistic)	0.000000

c) *Random Effect Model (REM)*

Sample: 2020 2023

Periods included: 4

Cross-sections included: 23

Total panel (unbalanced) observations: 84

Swamy and Arora estimator of component variances

Variable	Coefficient	Std. Error	t-Statistic	Prob.
C	354.8043	167.7391	2.115215	0.0375
X1	-9.576876	23.34255	-0.410275	0.6827
X2	-5.087251	5.918271	-0.859584	0.3926
X3	105.8997	11.91120	8.890773	0.0000

Effects Specification

S.D. Rho

Cross-section random	628.2373	0.7379
Idiosyncratic random	374.3832	0.2621

Weighted Statistics

Root MSE	359.5101	R-squared	0.587158
Mean dependent var	282.4644	Adjusted R-squared	0.571676
S.D. dependent var	566.4831	S.E. of regression	368.3882
Sum squared resid	10856790	F-statistic	37.92624
Durbin-Watson stat	1.926365	Prob(F-statistic)	0.000000

Unweighted Statistics

R-squared	0.548066	Mean dependent var	935.5305
Sum squared resid	39853818	Durbin-Watson stat	0.524771

3. Teknik Pemilihan Model Regresi Data Panel

a) Uji Chow

Redundant Fixed Effects Tests

Equation: Untitled

Test cross-section fixed effects

Effects Test	Statistic	d.f.	Prob.
Cross-section F	10.041664	(22,58)	0.0000
Cross-section Chi-square	131.919464	22	0.0000

b) Uji Hausman

Correlated Random Effects - Hausman Test

Equation: Untitled

Test cross-section random effects

Test Summary	Chi-Sq. Statistic	Chi-Sq. d.f.	Prob.
Cross-section random	0.379624	3	0.9444

Cross-section random effects test comparisons:

Variable	Fixed	Random	Var(Diff.)	Prob.
X1	-16.579722	-9.576876	326.586182	0.6984

X2	-4.839467	-5.087251	6.391339	0.9219
X3	108.119158	105.899731	21.329792	0.6308

c) Uji Langrange Multiplier

Lagrange Multiplier Tests for Random Effects

Null hypotheses: No effects

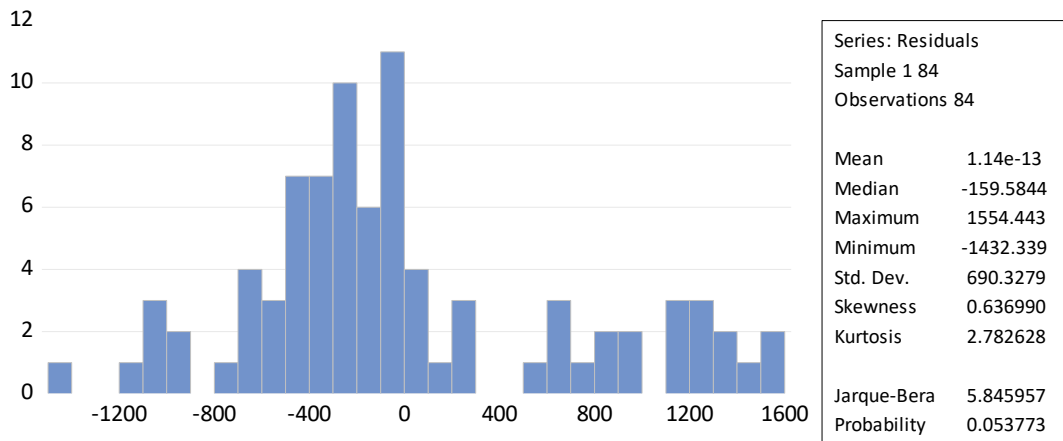
Alternative hypotheses: Two-sided (Breusch-Pagan) and one-sided

(all others) alternatives

	Test Hypothesis		
	Cross-section	Time	Both
Breusch-Pagan	59.10738 (0.0000)	1.845071 (0.1744)	60.95246 (0.0000)
Honda	7.688133 (0.0000)	-1.358334 (0.9128)	4.475844 (0.0000)
King-Wu	7.688133 (0.0000)	-1.358334 (0.9128)	1.397370 (0.0812)
Standardized Honda	8.239966 (0.0000)	-1.163755 (0.8777)	1.318386 (0.0937)
Standardized King-Wu	8.239966 (0.0000)	-1.163755 (0.8777)	-1.031623 (0.8489)
Gourieroux, et al.	--	--	59.10738 (0.0000)

4. Uji Asumsi Klasik

a) Uji Normalitas



b) Uji Autokorelasi

Breusch-Godfrey Serial Correlation LM Test:

Null hypothesis: No serial correlation at up to 2 lags

F-statistic	1.113788	Prob. F (2,77)	0.3335
Obs*R-squared	2.333642	Prob. Chi-Square (2)	0.3114

c) Uji Heterokedastisitas

Heteroskedasticity Test: Breusch-Pagan-Godfrey


Null hypothesis: Homoskedasticity

F-statistic	2.461903	Prob. F(3,80)	0.0685
Obs*R-squared	7.099554	Prob. Chi-Square(3)	0.0688
Scaled explained SS	5.739620	Prob. Chi-Square(3)	0.1250

d) Uji Multikolinearitas

Variable	Coefficient Variance	Uncentered VIF	Centered VIF
C	12046.59	2.046655	NA
X1	583.3666	7.270382	3.737194
X2	54.63707	2.778233	2.200007
X3	232.9873	4.280295	2.571859

Lampiran 4 Form Pengajuan Skripsi/TA





	FORMULIR PENGAJUAN SIDANG SKRIPSI/TA	SPT-I/04/SOP-06/F-01
		No. Rekam

Nama Mahasiswa : Marvin Luckyanto
 Prodi/NIM : Manajemen / 202001074
 Judul Skripsi/TA : "Pengaruh Pengaruh ROA, ROE dan NPM Terhadap Harga Saham Subsektor Perusahaan Makanan dan Minuman Periode 2020-2023 yang Terdaftar dalam Bursa Efek Indonesia"
 Dosen Pembimbing : 1. Dalizano Hulu, S.E., M.E, CRM, CRP
 Dosen Penguji : 1. Zulkifli, S.E., M.M. JAD
 : 2. Cynthia Sari Dewi, S.E., M.Sc. JAD :
 Jadwal Sidang : Tempat : Hari/Tanggal:


Telah memenuhi syarat Sidang Skripsi/TA: (mohon beri tanda V untuk syarat yang relevan)

No	Syarat	Ya	Tidak
1	IPK minimal 2.00	V	
2	Tidak ada nilai D untuk mata kuliah mayor/inti Prodi	V	
3	MK Skripsi/TA tercantum di BRS semester berjalan	V	
4	Lulus minimal 1 mata kuliah KOTA untuk tiap rumpun	V	
5	SPT-I/03/SOP-28/F-03 Formulir Pembimbingan Skripsi (minimal 8 x)	V	
6	Poin JSDP (minimal 75% persen dari syarat kelulusan)	V	
7	Mengumpulkan dokumen Skripsi/TA (sesuai ketentuan Prodi)	V	

Tangerang Selatan, 13 Juni 2024

Mengajukan	Mengetahui	Memeriksa	Menyetujui
			
Marvin Luckyanto	Dalizano Hulu, S.E., M.E, CRM, CRP	Yusuf Iskandar, S.Si.,M.M.	Dr. Dede Suleman, S.E., M.M.,CMA

Lampiran 5 Formulir Persetujuan Penulisan Skripsi/TA

	FORMULIR PERSETUJUAN PENULISAN SKRIPSI/TA	SPT-1/03/SOP-28/F-02
		No. Berkasman




Nama Mahasiswa : Marvin Luckyanto
 Prodi/NIM : Manajemen / 2020021074
 Judul Skripsi/TA yang diajukan : Pengaruh Return on Assets, Return on Equity dan Net Profit Margin Terhadap Harga Saham (Pada Perusahaan Makanan dan Minuman Terdaftar Dalam Bursa Efek Indonesia Tahun 2020-2023)

Telah disetujui untuk menulis Skripsi/TA.

Dosen Pembimbing Skripsi/TA yang ditugaskan Prodi adalah:

No	Nama	NIDN	JAD
1	Dalيزanolo Hulu, S.E., M.E., CRM., CRP	0408036801	
2			

Tangerang Selatan, 26 April 2024

Menugaskan,	Menyetujui,	Menerima,	
			
Koordinator Skripsi/TA Yusuf Iskandar, S.Si., M.M.	Kaprodi Dr. Dede Suleman, S.E., M.M., CMA.	Dosen Pembimbing 1 Dalيزanolo Hulu, S.E., M.E., CRM., CRP	Dosen Pembimbing 2

Lampiran 6 Formulir Bimbingan

	FORMULIR PEMBIMBINGAN SKRIPSI/TA	SPT-I/03/SOP-28/F-03
		No. Rekam

Nama Mahasiswa : Marvin Luckyanto
 Prodi/NIM : Manajemen / 2020021074

Judul Skripsi/TA yang diajukan : Pengaruh ROA, ROE, NPM Terhadap Harga Saham Perusahaan Makanan dan Minuman 2020-2023

No	Tanggal	Materi Pembimbingan	Paraf Mhs	Paraf Dosen Pembimbing
1	22-02-2024	Penentuan Judul Penelitian	<i>mm</i>	<i>df</i>
2	01-03-2024	Membahas & melakukan Revisi Bab 2	<i>mm</i>	<i>df</i>
3	07-03-2024	Melakukan Revisi untuk Bab 1 dan Bab 2 kemudian melakukan penambahan teori	<i>mm</i>	<i>df</i>
4	12-03-2024	Membahas isi pada Bab 1 untuk penambahan masalah penelitian & merapikan tulisan pada Bab 2	<i>mm</i>	<i>df</i>
5	21-03-2024	Melakukan Revisi terkait penulisan bab hingga Bab 3 & membahas metode penelitian Bab 3	<i>mm</i>	<i>df</i>
6	25-03-2024	Melakukan Revisi Penulisan, Kata Pengantar, Abstrak & Daftar Isi	<i>mm</i>	<i>df</i>
7	26-03-2024	Melakukan Revisi untuk penulisan hipotesis uji T, penulisan Daftar Pustaka & Daftar Isi	<i>mm</i>	<i>df</i>
8				

* Jika pembimbingan lebih dari minimal 8 kali, mohon membuat salinan formulir ini

<i>mm</i>	<i>df</i>	
Marvin Luckyanto	Dalizanolu Hulu, S.E., M.E, CRM, CRP	Dosen Pembimbing 2



FORMULIR PEMBIMBINGAN SKRIPSI/TA

SPT-1/03/SOP-28/F-03

No. Revisi

Nama Mahasiswa : Marvin Luckyanto
Prodi/NIM : Manajemen / 2020021074


Judul Skripsi/TA yang diajukan : Pengaruh ROA, ROE dan NPM Terhadap Harga Saham Perusahaan Makanan & Minuman Periode 2020-2023 yang terdaftar dalam Bursa Efek Indonesia

No	Tanggal	Materi Pembimbingan	Paraf Mhs	Paraf Dosen Pembimbing
1	06/06/2024	Membahas Hasil olah data bab 4	mm	
2	11/06/2024	Membahas Hasil olah data penelitian terdahulu untuk membahas sesuai hasil	mm	
3	12/06/2024	Membahas Bab 4, 5 & lampiran	mm	
4	13/06/2024	Membahas finalisasi skripsi	mm	
5				
6				
7				
8				

* Jika pembimbingan lebih dari minimal 8 kali, mohon membuat salinan formulir ini

Marvin Luckyanto	Dalizanolo Hulu, S.E., M.E., CRM, CRP	Dosen Pembimbing 2

Lampiran 7 Formulir Revisi Skripsi/TA

 Universitas Pembangunan Jaya	FORMULIR REVISI SKRIPSI / TA	SPT-I/04/SOP-06/F-05
		No Rekaman

Nama Mahasiswa : Marvin Luckyanto
Program Studi/NIM : Manajemen/2020021074
Judul Skripsi : Pengaruh ROA, ROE dan NPM Terhadap Harga Saham Perusahaan Makanan dan Minuman Periode 2020-2023
Jadwal Sidang : Rabu 26 Juni 13.00-14.00
Dosen Pembimbing : Dalizanolo Hulu, S.E., M.E., CRM., CRP

Berdasarkan hasil evaluasi pada Sidang Skripsi, maka Skripsi yang disusun oleh mahasiswa tersebut perlu dilakukan revisi, dengan rincian sebagai berikut:

Henti Revisi di Cover

Tangerang Selatan, *26/6/2021*.....

Dalizo

Dalizanolo Hulu, S.E., M.E., CRM., CRP *

**Ditandatangani setelah mahasiswa menyelesaikan revisi*

Copyright ©2020 Universitas Pembangunan Jaya. All rights reserved. | +62-21-7455555



FORMULIR REVISI SKRIPSI / TA

SPT-I/04/SOP-06/F-05

No. Rekaman

Nama Mahasiswa : Marvin Luckyanto
Program Studi/NIM : Manajemen/2020021074
Judul Skripsi : Pengaruh ROA, ROE dan NPM Terhadap Harga Saham Perusahaan Makanan dan Minuman Periode 2020-2023
Jadwal Sidang : Rabu 26 Juni 13.00-14.00
Dosen Penguji 1 : Cynthia Sari Dewi, S.E., M.Sc.

Berdasarkan hasil evaluasi pada Sidang Skripsi, maka Skripsi yang disusun oleh mahasiswa tersebut perlu dilakukan revisi, dengan rincian sebagai berikut:

1. Alasan mengapa fokus kamu hanya ke probabilitas. ✓
2. Pastikan pertanyaan 1-tailed / 2-tailed, sehingga menjelaskan sebab? ✓
karena
3. Interpretasi Analisis deskriptif kamu di benarkan, merujuk ke berita ap. dan historical data: dan baik lg kerumus ketika menjelaskan ✓
4. Bab 4 → di benarkan urutan analisis datanya ✓
5. Persamaan regresi di benarkan. ✓
6. Pembahasan di baca lagi sehingga kalimat paguatnya benar yga
7. Saran diperbaiki

Tangerang Selatan, 26 Juni 2024

Cynthia Sari Dewi, S.E., M.Sc.*

Ditandatangani setelah mahasiswa menyelesaikan revisi

Copyright ©2020 Universitas Pembangunan Jaya. All rights reserved. | +62-21-7455555



FORMULIR REVISI SKRIPSI / TA

SPT-I/04/SOP-06/F-05

No. Rakaman

Nama Mahasiswa : Marvin Luckyanto
Program Studi/NIM : Manajemen/2020021074
Judul Skripsi : Pengaruh ROA, ROE dan NPM Terhadap Harga Saham Perusahaan Makanan dan Minuman Periode 2020-2023
Jadwal Sidang : Rabu 26 Juni 13.00-14.00
Dosen Penguji 2 : Zulkifli, S.E., M.M.

Berdasarkan hasil evaluasi pada Sidang Skripsi, maka Skripsi yang disusun oleh mahasiswa tersebut perlu dilakukan revisi, dengan rincian sebagai berikut:

- 1) ditambahkan Penjelasan ROA, ROE & NPM berdasarkan Fenomena data yang diduga mempengaruhi Harga Saham.
- 2) mengorganisir data PDB dianggap ada hubungan dengan Harga Saham
- ✓ 3) Rumusan masalah diperbaiki
- ✓ 4) Hipotesis penelitian ditambahkan Penelitian terdahulu untuk mendukung Pernyataan Hipotesis
- 5) Interpretasi uji Pemilihan model, persamaan regresi, statistik Deskriptif dan hasil Penelitian diperbaiki
- 6) Pembahasan ditambahkan Penjelasan dapat menganalisis Statistik Deskriptif
- 7) diperbaiki Kesimpulan dan Saran

Tangerang Selatan, 26 Juni 2024

Zulkifli, S.E., M.M.*

*Ditandatangani setelah mahasiswa menyelesaikan revisi

Copyright ©2020 Universitas Pembangunan Jaya. All rights reserved. | +62-21-7455555