

LAMPIRAN

Lampiran 1 Hasil Tabulasi

Code	Year	Name	Mata Uang	Kurs	Sektor	Sub Sektor	Tahun IPO
AALI	2018	Astra Agro Lestari Tbk.	IDR	14,568	Consumer Non-Cyclicals	Makanan & Minuman	1997
AALI	2019	Astra Agro Lestari Tbk.	IDR	13,880	Consumer Non-Cyclicals	Makanan & Minuman	1997
AALI	2020	Astra Agro Lestari Tbk.	IDR	14,034	Consumer Non-Cyclicals	Makanan & Minuman	1997
AALI	2021	Astra Agro Lestari Tbk.	IDR	14,262	Consumer Non-Cyclicals	Makanan & Minuman	1997
AALI	2022	Astra Agro Lestari Tbk.	IDR	15,592	Consumer Non-Cyclicals	Makanan & Minuman	1997
AALI	2023	Astra Agro Lestari Tbk.	IDR	15,439	Consumer Non-Cyclicals	Makanan & Minuman	1997
ADES	2018	Akasha Wira International Tbk.	IDR	14,568	Consumer Non-Cyclicals	Makanan & Minuman	1994
ADES	2019	Akasha Wira International Tbk.	IDR	13,880	Consumer Non-Cyclicals	Makanan & Minuman	1994
ADES	2020	Akasha Wira International Tbk.	IDR	14,034	Consumer Non-Cyclicals	Makanan & Minuman	1994
ADES	2021	Akasha Wira International Tbk.	IDR	14,262	Consumer Non-Cyclicals	Makanan & Minuman	1994
ADES	2022	Akasha Wira International Tbk.	IDR	15,592	Consumer Non-Cyclicals	Makanan & Minuman	1994
ADES	2023	Akasha Wira International Tbk.	IDR	15,439	Consumer Non-Cyclicals	Makanan & Minuman	1994
BISI	2018	BISI International Tbk.	IDR	14,568	Consumer Non-Cyclicals	Makanan & Minuman	2007
BISI	2019	BISI International Tbk.	IDR	13,880	Consumer Non-Cyclicals	Makanan & Minuman	2007
BISI	2020	BISI International Tbk.	IDR	14,034	Consumer Non-Cyclicals	Makanan & Minuman	2007
BISI	2021	BISI International Tbk.	IDR	14,262	Consumer Non-Cyclicals	Makanan & Minuman	2007
BISI	2022	BISI International Tbk.	IDR	15,592	Consumer Non-Cyclicals	Makanan & Minuman	2007
BISI	2023	BISI International Tbk.	IDR	15,439	Consumer Non-Cyclicals	Makanan & Minuman	2007
BUDI	2018	Budi Starch & Sweetener Tbk.	IDR	14,568	Consumer Non-Cyclicals	Makanan & Minuman	1995
BUDI	2019	Budi Starch & Sweetener Tbk.	IDR	13,880	Consumer Non-Cyclicals	Makanan & Minuman	1995
BUDI	2020	Budi Starch & Sweetener Tbk.	IDR	14,034	Consumer Non-Cyclicals	Makanan & Minuman	1995
BUDI	2021	Budi Starch & Sweetener Tbk.	IDR	14,262	Consumer Non-Cyclicals	Makanan & Minuman	1995
BUDI	2022	Budi Starch & Sweetener Tbk.	IDR	15,592	Consumer Non-Cyclicals	Makanan & Minuman	1995
BUDI	2023	Budi Starch & Sweetener Tbk.	IDR	15,439	Consumer Non-Cyclicals	Makanan & Minuman	1995
CAMP	2018	Campina Ice Cream Industry Tbk	IDR	14,568	Consumer Non-Cyclicals	Makanan & Minuman	2017
CAMP	2019	Campina Ice Cream Industry Tbk	IDR	13,880	Consumer Non-Cyclicals	Makanan & Minuman	2017
CAMP	2020	Campina Ice Cream Industry Tbk	IDR	14,034	Consumer Non-Cyclicals	Makanan & Minuman	2017
CAMP	2021	Campina Ice Cream Industry Tbk	IDR	14,262	Consumer Non-Cyclicals	Makanan & Minuman	2017
CAMP	2022	Campina Ice Cream Industry Tbk	IDR	15,592	Consumer Non-Cyclicals	Makanan & Minuman	2017
CAMP	2023	Campina Ice Cream Industry Tbk	IDR	15,439	Consumer Non-Cyclicals	Makanan & Minuman	2017

Code	Year	Name	Mata Uang	Kurs	Sektor	Sub Sektor	Tahun IPO
CEKA	2018	Wilmar Cahaya Indonesia Tbk.	IDR	14,568	Consumer Non-Cyclicals	Makanan & Minuman	1996
CEKA	2019	Wilmar Cahaya Indonesia Tbk.	IDR	13,880	Consumer Non-Cyclicals	Makanan & Minuman	1996
CEKA	2020	Wilmar Cahaya Indonesia Tbk.	IDR	14,034	Consumer Non-Cyclicals	Makanan & Minuman	1996
CEKA	2021	Wilmar Cahaya Indonesia Tbk.	IDR	14,262	Consumer Non-Cyclicals	Makanan & Minuman	1996
CEKA	2022	Wilmar Cahaya Indonesia Tbk.	IDR	15,592	Consumer Non-Cyclicals	Makanan & Minuman	1996
CEKA	2023	Wilmar Cahaya Indonesia Tbk.	IDR	15,439	Consumer Non-Cyclicals	Makanan & Minuman	1996
CLEO	2018	Sariguna Primatirta Tbk.	IDR	14,568	Consumer Non-Cyclicals	Makanan & Minuman	2017
CLEO	2019	Sariguna Primatirta Tbk.	IDR	13,880	Consumer Non-Cyclicals	Makanan & Minuman	2017
CLEO	2020	Sariguna Primatirta Tbk.	IDR	14,034	Consumer Non-Cyclicals	Makanan & Minuman	2017
CLEO	2021	Sariguna Primatirta Tbk.	IDR	14,262	Consumer Non-Cyclicals	Makanan & Minuman	2017
CLEO	2022	Sariguna Primatirta Tbk.	IDR	15,592	Consumer Non-Cyclicals	Makanan & Minuman	2017
CLEO	2023	Sariguna Primatirta Tbk.	IDR	15,439	Consumer Non-Cyclicals	Makanan & Minuman	2017
CPIN	2018	Charoen Pokphand Indonesia Tbk	IDR	14,568	Consumer Non-Cyclicals	Makanan & Minuman	1991
CPIN	2019	Charoen Pokphand Indonesia Tbk	IDR	13,880	Consumer Non-Cyclicals	Makanan & Minuman	1991
CPIN	2020	Charoen Pokphand Indonesia Tbk	IDR	14,034	Consumer Non-Cyclicals	Makanan & Minuman	1991
CPIN	2021	Charoen Pokphand Indonesia Tbk	IDR	14,262	Consumer Non-Cyclicals	Makanan & Minuman	1991
CPIN	2022	Charoen Pokphand Indonesia Tbk	IDR	15,592	Consumer Non-Cyclicals	Makanan & Minuman	1991
CPIN	2023	Charoen Pokphand Indonesia Tbk	IDR	15,439	Consumer Non-Cyclicals	Makanan & Minuman	1991
DLTA	2018	Delta Djakarta Tbk.	IDR	14,568	Consumer Non-Cyclicals	Makanan & Minuman	1984
DLTA	2019	Delta Djakarta Tbk.	IDR	13,880	Consumer Non-Cyclicals	Makanan & Minuman	1984
DLTA	2020	Delta Djakarta Tbk.	IDR	14,034	Consumer Non-Cyclicals	Makanan & Minuman	1984
DLTA	2021	Delta Djakarta Tbk.	IDR	14,262	Consumer Non-Cyclicals	Makanan & Minuman	1984
DLTA	2022	Delta Djakarta Tbk.	IDR	15,592	Consumer Non-Cyclicals	Makanan & Minuman	1984
DLTA	2023	Delta Djakarta Tbk.	IDR	15,439	Consumer Non-Cyclicals	Makanan & Minuman	1984
DSNG	2018	Dharma Satya Nusantara Tbk.	IDR	14,568	Consumer Non-Cyclicals	Makanan & Minuman	2013
DSNG	2019	Dharma Satya Nusantara Tbk.	IDR	13,880	Consumer Non-Cyclicals	Makanan & Minuman	2013
DSNG	2020	Dharma Satya Nusantara Tbk.	IDR	14,034	Consumer Non-Cyclicals	Makanan & Minuman	2013
DSNG	2021	Dharma Satya Nusantara Tbk.	IDR	14,262	Consumer Non-Cyclicals	Makanan & Minuman	2013
DSNG	2022	Dharma Satya Nusantara Tbk.	IDR	15,592	Consumer Non-Cyclicals	Makanan & Minuman	2013
DSNG	2023	Dharma Satya Nusantara Tbk.	IDR	15,439	Consumer Non-Cyclicals	Makanan & Minuman	2013
FISH	2018	FKS Multi Agro Tbk.	USD	14,568	Consumer Non-Cyclicals	Makanan & Minuman	2002
FISH	2019	FKS Multi Agro Tbk.	USD	13,880	Consumer Non-Cyclicals	Makanan & Minuman	2002

Code	Year	Name	Mata Uang	Kurs	Sektor	Sub Sektor	Tahun IPO
FISH	2020	FKS Multi Agro Tbk.	USD	14,034	Consumer Non-Cyclicals	Makanan & Minuman	2002
FISH	2021	FKS Multi Agro Tbk.	USD	14,262	Consumer Non-Cyclicals	Makanan & Minuman	2002
FISH	2022	FKS Multi Agro Tbk.	USD	15,592	Consumer Non-Cyclicals	Makanan & Minuman	2002
FISH	2023	FKS Multi Agro Tbk.	USD	15,439	Consumer Non-Cyclicals	Makanan & Minuman	2002
HOKI	2018	Buyung Poetra Sembada Tbk.	IDR	14,568	Consumer Non-Cyclicals	Makanan & Minuman	2017
HOKI	2019	Buyung Poetra Sembada Tbk.	IDR	13,880	Consumer Non-Cyclicals	Makanan & Minuman	2017
HOKI	2020	Buyung Poetra Sembada Tbk.	IDR	14,034	Consumer Non-Cyclicals	Makanan & Minuman	2017
HOKI	2021	Buyung Poetra Sembada Tbk.	IDR	14,262	Consumer Non-Cyclicals	Makanan & Minuman	2017
HOKI	2022	Buyung Poetra Sembada Tbk.	IDR	15,592	Consumer Non-Cyclicals	Makanan & Minuman	2017
HOKI	2023	Buyung Poetra Sembada Tbk.	IDR	15,439	Consumer Non-Cyclicals	Makanan & Minuman	2017
ICBP	2018	Indofood CBP Sukses Makmur Tbk	IDR	14,568	Consumer Non-Cyclicals	Makanan & Minuman	2010
ICBP	2019	Indofood CBP Sukses Makmur Tbk	IDR	13,880	Consumer Non-Cyclicals	Makanan & Minuman	2010
ICBP	2020	Indofood CBP Sukses Makmur Tbk	IDR	14,034	Consumer Non-Cyclicals	Makanan & Minuman	2010
ICBP	2021	Indofood CBP Sukses Makmur Tbk	IDR	14,262	Consumer Non-Cyclicals	Makanan & Minuman	2010
ICBP	2022	Indofood CBP Sukses Makmur Tbk	IDR	15,592	Consumer Non-Cyclicals	Makanan & Minuman	2010
ICBP	2023	Indofood CBP Sukses Makmur Tbk	IDR	15,439	Consumer Non-Cyclicals	Makanan & Minuman	2010
INDF	2018	Indofood Sukses Makmur Tbk.	IDR	14,568	Consumer Non-Cyclicals	Makanan & Minuman	1994
INDF	2019	Indofood Sukses Makmur Tbk.	IDR	13,880	Consumer Non-Cyclicals	Makanan & Minuman	1994
INDF	2020	Indofood Sukses Makmur Tbk.	IDR	14,034	Consumer Non-Cyclicals	Makanan & Minuman	1994
INDF	2021	Indofood Sukses Makmur Tbk.	IDR	14,262	Consumer Non-Cyclicals	Makanan & Minuman	1994
INDF	2022	Indofood Sukses Makmur Tbk.	IDR	15,592	Consumer Non-Cyclicals	Makanan & Minuman	1994
INDF	2023	Indofood Sukses Makmur Tbk.	IDR	15,439	Consumer Non-Cyclicals	Makanan & Minuman	1994
JPFA	2018	Japfa Comfeed Indonesia Tbk.	IDR	14,568	Consumer Non-Cyclicals	Makanan & Minuman	1989
JPFA	2019	Japfa Comfeed Indonesia Tbk.	IDR	13,880	Consumer Non-Cyclicals	Makanan & Minuman	1989
JPFA	2020	Japfa Comfeed Indonesia Tbk.	IDR	14,034	Consumer Non-Cyclicals	Makanan & Minuman	1989
JPFA	2021	Japfa Comfeed Indonesia Tbk.	IDR	14,262	Consumer Non-Cyclicals	Makanan & Minuman	1989
JPFA	2022	Japfa Comfeed Indonesia Tbk.	IDR	15,592	Consumer Non-Cyclicals	Makanan & Minuman	1989
JPFA	2023	Japfa Comfeed Indonesia Tbk.	IDR	15,439	Consumer Non-Cyclicals	Makanan & Minuman	1989
LSIP	2018	PP London Sumatra Indonesia Tb	IDR	14,568	Consumer Non-Cyclicals	Makanan & Minuman	1996
LSIP	2019	PP London Sumatra Indonesia Tb	IDR	13,880	Consumer Non-Cyclicals	Makanan & Minuman	1996
LSIP	2020	PP London Sumatra Indonesia Tb	IDR	14,034	Consumer Non-Cyclicals	Makanan & Minuman	1996
LSIP	2021	PP London Sumatra Indonesia Tb	IDR	14,262	Consumer Non-Cyclicals	Makanan & Minuman	1996

Code	Year	Name	Mata Uang	Kurs	Sektor	Sub Sektor	Tahun IPO
LSIP	2022	PP London Sumatra Indonesia Tbk	IDR	15,592	Consumer Non-Cyclicals	Makanan & Minuman	1996
LSIP	2023	PP London Sumatra Indonesia Tbk	IDR	15,439	Consumer Non-Cyclicals	Makanan & Minuman	1996
MLBI	2018	Multi Bintang Indonesia Tbk.	IDR	14,568	Consumer Non-Cyclicals	Makanan & Minuman	1981
MLBI	2019	Multi Bintang Indonesia Tbk.	IDR	13,880	Consumer Non-Cyclicals	Makanan & Minuman	1981
MLBI	2020	Multi Bintang Indonesia Tbk.	IDR	14,034	Consumer Non-Cyclicals	Makanan & Minuman	1981
MLBI	2021	Multi Bintang Indonesia Tbk.	IDR	14,262	Consumer Non-Cyclicals	Makanan & Minuman	1981
MLBI	2022	Multi Bintang Indonesia Tbk.	IDR	15,592	Consumer Non-Cyclicals	Makanan & Minuman	1981
MLBI	2023	Multi Bintang Indonesia Tbk.	IDR	15,439	Consumer Non-Cyclicals	Makanan & Minuman	1981
MYOR	2018	Mayora Indah Tbk.	IDR	14,568	Consumer Non-Cyclicals	Makanan & Minuman	1990
MYOR	2019	Mayora Indah Tbk.	IDR	13,880	Consumer Non-Cyclicals	Makanan & Minuman	1990
MYOR	2020	Mayora Indah Tbk.	IDR	14,034	Consumer Non-Cyclicals	Makanan & Minuman	1990
MYOR	2021	Mayora Indah Tbk.	IDR	14,262	Consumer Non-Cyclicals	Makanan & Minuman	1990
MYOR	2022	Mayora Indah Tbk.	IDR	15,592	Consumer Non-Cyclicals	Makanan & Minuman	1990
MYOR	2023	Mayora Indah Tbk.	IDR	15,439	Consumer Non-Cyclicals	Makanan & Minuman	1990
ROTI	2018	Nippon Indosari Corpindo Tbk.	IDR	14,568	Consumer Non-Cyclicals	Makanan & Minuman	2010
ROTI	2019	Nippon Indosari Corpindo Tbk.	IDR	13,880	Consumer Non-Cyclicals	Makanan & Minuman	2010
ROTI	2020	Nippon Indosari Corpindo Tbk.	IDR	14,034	Consumer Non-Cyclicals	Makanan & Minuman	2010
ROTI	2021	Nippon Indosari Corpindo Tbk.	IDR	14,262	Consumer Non-Cyclicals	Makanan & Minuman	2010
ROTI	2022	Nippon Indosari Corpindo Tbk.	IDR	15,592	Consumer Non-Cyclicals	Makanan & Minuman	2010
ROTI	2023	Nippon Indosari Corpindo Tbk.	IDR	15,439	Consumer Non-Cyclicals	Makanan & Minuman	2010
SKBM	2018	Sekar Bumi Tbk.	IDR	14,568	Consumer Non-Cyclicals	Makanan & Minuman	2012
SKBM	2019	Sekar Bumi Tbk.	IDR	13,880	Consumer Non-Cyclicals	Makanan & Minuman	2012
SKBM	2020	Sekar Bumi Tbk.	IDR	14,034	Consumer Non-Cyclicals	Makanan & Minuman	2012
SKBM	2021	Sekar Bumi Tbk.	IDR	14,262	Consumer Non-Cyclicals	Makanan & Minuman	2012
SKBM	2022	Sekar Bumi Tbk.	IDR	15,592	Consumer Non-Cyclicals	Makanan & Minuman	2012
SKBM	2023	Sekar Bumi Tbk.	IDR	15,439	Consumer Non-Cyclicals	Makanan & Minuman	2012
SKLT	2018	Sekar Laut Tbk.	IDR	14,568	Consumer Non-Cyclicals	Makanan & Minuman	1993
SKLT	2019	Sekar Laut Tbk.	IDR	13,880	Consumer Non-Cyclicals	Makanan & Minuman	1993
SKLT	2020	Sekar Laut Tbk.	IDR	14,034	Consumer Non-Cyclicals	Makanan & Minuman	1993
SKLT	2021	Sekar Laut Tbk.	IDR	14,262	Consumer Non-Cyclicals	Makanan & Minuman	1993
SKLT	2022	Sekar Laut Tbk.	IDR	15,592	Consumer Non-Cyclicals	Makanan & Minuman	1993
SKLT	2023	Sekar Laut Tbk.	IDR	15,439	Consumer Non-Cyclicals	Makanan & Minuman	1993

Code	Year	Name	Mata Uang	Kurs	Sektor	Sub Sektor	Tahun IPO
SMAR	2018	Smart Tbk.	IDR	14,568	Consumer Non-Cyclicals	Makanan & Minuman	1992
SMAR	2019	Smart Tbk.	IDR	13,880	Consumer Non-Cyclicals	Makanan & Minuman	1992
SMAR	2020	Smart Tbk.	IDR	14,034	Consumer Non-Cyclicals	Makanan & Minuman	1992
SMAR	2021	Smart Tbk.	IDR	14,262	Consumer Non-Cyclicals	Makanan & Minuman	1992
SMAR	2022	Smart Tbk.	IDR	15,592	Consumer Non-Cyclicals	Makanan & Minuman	1992
SMAR	2023	Smart Tbk.	IDR	15,439	Consumer Non-Cyclicals	Makanan & Minuman	1992
SSMS	2018	Sawit Sumbermas Sarana Tbk.	IDR	14,568	Consumer Non-Cyclicals	Makanan & Minuman	2013
SSMS	2019	Sawit Sumbermas Sarana Tbk.	IDR	13,880	Consumer Non-Cyclicals	Makanan & Minuman	2013
SSMS	2020	Sawit Sumbermas Sarana Tbk.	IDR	14,034	Consumer Non-Cyclicals	Makanan & Minuman	2013
SSMS	2021	Sawit Sumbermas Sarana Tbk.	IDR	14,262	Consumer Non-Cyclicals	Makanan & Minuman	2013
SSMS	2022	Sawit Sumbermas Sarana Tbk.	IDR	15,592	Consumer Non-Cyclicals	Makanan & Minuman	2013
SSMS	2023	Sawit Sumbermas Sarana Tbk.	IDR	15,439	Consumer Non-Cyclicals	Makanan & Minuman	2013
STTP	2018	Siantar Top Tbk.	IDR	14,568	Consumer Non-Cyclicals	Makanan & Minuman	1996
STTP	2019	Siantar Top Tbk.	IDR	13,880	Consumer Non-Cyclicals	Makanan & Minuman	1996
STTP	2020	Siantar Top Tbk.	IDR	14,034	Consumer Non-Cyclicals	Makanan & Minuman	1996
STTP	2021	Siantar Top Tbk.	IDR	14,262	Consumer Non-Cyclicals	Makanan & Minuman	1996
STTP	2022	Siantar Top Tbk.	IDR	15,592	Consumer Non-Cyclicals	Makanan & Minuman	1996
STTP	2023	Siantar Top Tbk.	IDR	15,439	Consumer Non-Cyclicals	Makanan & Minuman	1996
TBLA	2018	Tunas Baru Lampung Tbk.	IDR	14,568	Consumer Non-Cyclicals	Makanan & Minuman	2000
TBLA	2019	Tunas Baru Lampung Tbk.	IDR	13,880	Consumer Non-Cyclicals	Makanan & Minuman	2000
TBLA	2020	Tunas Baru Lampung Tbk.	IDR	14,034	Consumer Non-Cyclicals	Makanan & Minuman	2000
TBLA	2021	Tunas Baru Lampung Tbk.	IDR	14,262	Consumer Non-Cyclicals	Makanan & Minuman	2000
TBLA	2022	Tunas Baru Lampung Tbk.	IDR	15,592	Consumer Non-Cyclicals	Makanan & Minuman	2000
TBLA	2023	Tunas Baru Lampung Tbk.	IDR	15,439	Consumer Non-Cyclicals	Makanan & Minuman	2000
TGKA	2018	Tigaraksa Satria Tbk.	IDR	14,568	Consumer Non-Cyclicals	Makanan & Minuman	1990
TGKA	2019	Tigaraksa Satria Tbk.	IDR	13,880	Consumer Non-Cyclicals	Makanan & Minuman	1990
TGKA	2020	Tigaraksa Satria Tbk.	IDR	14,034	Consumer Non-Cyclicals	Makanan & Minuman	1990
TGKA	2021	Tigaraksa Satria Tbk.	IDR	14,262	Consumer Non-Cyclicals	Makanan & Minuman	1990
TGKA	2022	Tigaraksa Satria Tbk.	IDR	15,592	Consumer Non-Cyclicals	Makanan & Minuman	1990
TGKA	2023	Tigaraksa Satria Tbk.	IDR	15,439	Consumer Non-Cyclicals	Makanan & Minuman	1990
ULTJ	2018	Ultrajaya Milk Industry & Trad	IDR	14,568	Consumer Non-Cyclicals	Makanan & Minuman	1990
ULTJ	2019	Ultrajaya Milk Industry & Trad	IDR	13,880	Consumer Non-Cyclicals	Makanan & Minuman	1990

Code	Year	Name	Mata Uang	Kurs	Sektor	Sub Sektor	Tahun IPO
ULTJ	2020	Ultrajaya Milk Industry & Trad	IDR	14,034	Consumer Non-Cyclicals	Makanan & Minuman	1990
ULTJ	2021	Ultrajaya Milk Industry & Trad	IDR	14,262	Consumer Non-Cyclicals	Makanan & Minuman	1990
ULTJ	2022	Ultrajaya Milk Industry & Trad	IDR	15,592	Consumer Non-Cyclicals	Makanan & Minuman	1990
ULTJ	2023	Ultrajaya Milk Industry & Trad	IDR	15,439	Consumer Non-Cyclicals	Makanan & Minuman	1990

Lab Bersih Tahun Berjalan IDR	Aset	Ekuitas	Ekuitas IDR	Liabilitas
1,520,723,000,000	26,856,967,000,000	19,474,522,000,000	19,474,522,000,000	7,382,445,000,000
243,629,000,000	26,974,124,000,000	18,978,527,000,000	18,978,527,000,000	7,995,597,000,000
893,779,000,000	27,781,231,000,000	19,247,794,000,000	19,247,794,000,000	8,533,437,000,000
2,067,362,000,000	30,399,906,000,000	21,171,173,000,000	21,171,173,000,000	9,228,733,000,000
1,792,050,000,000	29,249,340,000,000	22,243,221,000,000	22,243,221,000,000	7,006,119,000,000
1,088,170,000,000	23,654,176,000,000	22,566,006,000,000	22,566,006,000,000	6,280,237,000,000
52,958,000,000	881,275,000,000	481,914,000,000	481,914,000,000	399,361,000,000
83,885,000,000	822,375,000,000	567,937,000,000	567,937,000,000	254,438,000,000
135,789,000,000	958,791,000,000	700,508,000,000	700,508,000,000	258,283,000,000
265,758,000,000	1,304,108,000,000	969,817,000,000	969,817,000,000	334,291,000,000
364,972,000,000	1,645,582,000,000	1,334,836,000,000	1,334,836,000,000	310,746,000,000
395,798,000,000	2,125,606,000,000	1,729,808,000,000	1,729,808,000,000	355,374,000,000
403,870,000,000	2,765,010,000,000	2,309,930,000,000	2,309,930,000,000	455,080,000,000
306,952,000,000	2,941,056,000,000	2,316,586,000,000	2,316,586,000,000	624,470,000,000
275,667,000,000	2,914,979,000,000	2,458,387,000,000	2,458,387,000,000	456,592,000,000
380,992,000,000	3,132,202,000,000	2,728,045,000,000	2,728,045,000,000	404,157,000,000
523,242,000,000	3,410,481,000,000	3,050,250,000,000	3,050,250,000,000	360,231,000,000
595,740,000,000	4,042,436,000,000	3,446,696,000,000	3,446,696,000,000	455,124,000,000
50,467,000,000	3,392,980,000,000	1,226,484,000,000	1,226,484,000,000	2,166,496,000,000
64,021,000,000	2,999,767,000,000	1,285,318,000,000	1,285,318,000,000	1,714,449,000,000
67,093,000,000	2,963,007,000,000	1,322,156,000,000	1,322,156,000,000	1,640,851,000,000
91,723,000,000	2,993,218,000,000	1,387,697,000,000	1,387,697,000,000	1,605,521,000,000
93,065,000,000	3,173,651,000,000	1,445,037,000,000	1,445,037,000,000	1,728,614,000,000
102,542,000,000	1,693,869,000,000	1,591,327,000,000	1,591,327,000,000	1,736,519,000,000
61,947,295,689	1,004,275,813,783	885,422,598,655	885,422,598,655	118,853,215,128
76,758,829,457	1,057,529,235,985	935,392,483,850	935,392,483,850	122,136,752,135
44,045,828,313	1,086,873,666,641	961,711,929,701	961,711,929,701	125,161,736,940
100,066,615,090	1,147,260,611,703	1,022,814,971,131	1,022,814,971,131	124,445,640,572
121,257,336,904	1,074,777,460,412	941,454,031,015	941,454,031,015	133,323,429,397
127,426,464,539	1,080,065,735,593	952,639,271,054	952,639,271,054	136,086,922,155

Laba Bersih Tahun Berjalan IDR	Aset	Ekuitas	Ekuitas IDR	Liabilitas
92,649,656,775	1,168,956,042,706	976,647,575,842	976,647,575,842	192,308,466,864
215,459,200,242	1,393,079,542,074	1,131,294,696,834	1,131,294,696,834	261,784,845,240
181,812,593,992	1,566,673,828,068	1,260,714,994,864	1,260,714,994,864	305,958,833,204
187,066,990,085	1,697,387,196,209	1,387,366,962,835	1,387,366,962,835	310,020,233,374
220,704,543,072	1,718,287,453,575	1,550,042,869,748	1,550,042,869,748	168,244,583,827
153,574,779,624	1,795,860,441,917	1,642,285,662,293	1,642,285,662,293	251,275,135,465
63,261,752,474	833,933,861,594	635,478,469,892	635,478,469,892	198,455,391,702
130,756,461,708	1,245,144,303,719	766,299,436,026	766,299,436,026	478,844,867,693
132,772,234,495	1,310,940,121,622	894,746,110,680	894,746,110,680	416,194,010,942
180,711,667,020	1,348,181,576,913	1,001,579,893,307	1,001,579,893,307	346,601,683,606
195,465,706,676	1,790,304,606,780	1,209,171,716,345	1,209,171,716,345	581,132,890,435
324,092,143,202	1,838,677,173,980	1,514,585,030,778	1,514,585,030,778	781,642,680,910
4,551,485,000,000	27,645,118,000,000	19,391,174,000,000	19,391,174,000,000	8,253,944,000,000
3,632,174,000,000	29,353,041,000,000	21,071,600,000,000	21,071,600,000,000	8,281,441,000,000
3,845,833,000,000	31,159,291,000,000	23,349,683,000,000	23,349,683,000,000	7,809,608,000,000
3,619,010,000,000	35,446,051,000,000	25,149,999,000,000	25,149,999,000,000	10,296,052,000,000
2,930,357,000,000	39,847,545,000,000	26,327,214,000,000	26,327,214,000,000	13,520,331,000,000
2,318,088,000,000	29,346,846,000,000	27,028,758,000,000	27,028,758,000,000	13,942,042,000,000
338,129,985,000	1,523,517,170,000	1,284,163,814,000	1,284,163,814,000	239,353,356,000
317,815,177,000	1,425,983,722,000	1,213,563,332,000	1,213,563,332,000	212,420,390,000
123,465,762,000	1,225,580,913,000	1,019,898,963,000	1,019,898,963,000	205,681,950,000
187,992,998,000	1,308,722,065,000	1,010,000,000,000	1,010,000,000,000	280,000,000,000
230,065,807,000	1,307,186,367,000	1,000,775,865,000	1,000,775,865,000	306,410,502,000
199,611,841,000	1,134,026,101,000	934,414,260,000	934,414,260,000	273,635,750,000
427,245,000,000	11,738,892,000,000	3,658,962,000,000	3,658,962,000,000	8,079,930,000,000
178,164,000,000	11,620,821,000,000	3,731,592,000,000	3,731,592,000,000	7,889,229,000,000
478,171,000,000	14,151,383,000,000	6,230,749,000,000	6,230,749,000,000	7,920,634,000,000
739,649,000,000	13,712,160,000,000	7,025,463,000,000	7,025,463,000,000	6,686,697,000,000
1,206,587,000,000	15,357,229,000,000	8,160,140,000,000	8,160,140,000,000	7,197,089,000,000
841,665,000,000	9,731,093,000,000	8,889,428,000,000	8,889,428,000,000	7,288,850,000,000
173,985,871,656	431,539,811	108,798,941	1,584,982,972,488	322,740,870
157,448,529,520	426,269,039	116,947,774	1,623,235,103,120	309,321,265
273,329,481,990	440,917,819	132,922,672	1,865,436,778,848	307,995,147
416,979,520,200	510,855,939	153,278,389	2,186,056,383,918	357,577,550
510,739,254,448	461,463,695	167,393,935	2,610,006,234,520	294,069,760
381,859,549,282	195,215,862	170,482,424	2,632,078,144,136	312,181,076
90,195,136,265	758,846,556,031	563,167,578,239	563,167,578,239	195,678,977,792
103,723,133,972	848,676,035,300	641,567,444,819	641,567,444,819	207,108,590,481

Laba Bersih Tahun Berjalan IDR	Aset	Ekuitas	Ekuitas IDR	Liabilitas
38,038,419,405	906,924,214,166	662,560,916,609	662,560,916,609	244,363,297,557
12,533,087,704	989,119,315,334	668,660,599,446	668,660,599,446	320,458,715,888
90,572,477	811,603,660,216	668,859,547,083	668,859,547,083	142,744,113,133
3,370,825,857	658,202,780,512	661,573,606,369	661,573,606,369	384,617,373,377
4,658,781,000,000	34,367,153,000,000	22,707,150,000,000	22,707,150,000,000	11,660,003,000,000
5,360,029,000,000	38,709,314,000,000	26,671,104,000,000	26,671,104,000,000	12,038,210,000,000
7,418,574,000,000	103,588,325,000,000	50,318,053,000,000	50,318,053,000,000	53,270,272,000,000
7,900,282,000,000	118,066,628,000,000	54,723,863,000,000	54,723,863,000,000	63,342,765,000,000
5,722,194,000,000	115,305,536,000,000	57,473,007,000,000	57,473,007,000,000	57,832,529,000,000
8,465,123,000,000	70,569,156,000,000	62,104,033,000,000	62,104,033,000,000	57,163,043,000,000
4,961,851,000,000	96,537,796,000,000	49,916,800,000,000	49,916,800,000,000	46,620,996,000,000
5,902,729,000,000	96,198,559,000,000	54,202,488,000,000	54,202,488,000,000	41,996,071,000,000
8,752,066,000,000	163,136,516,000,000	79,138,044,000,000	79,138,044,000,000	83,998,472,000,000
11,203,585,000,000	179,356,193,000,000	86,632,111,000,000	86,632,111,000,000	92,724,082,000,000
9,192,569,000,000	180,433,300,000,000	93,623,038,000,000	93,623,038,000,000	86,810,262,000,000
11,493,733,000,000	111,958,624,000,000	100,464,891,000,000	100,464,891,000,000	86,123,066,000,000
2,253,201,000,000	23,038,028,000,000	10,214,809,000,000	10,214,809,000,000	12,823,219,000,000
1,883,857,000,000	25,185,009,000,000	11,448,168,000,000	11,448,168,000,000	13,736,841,000,000
1,002,376,000,000	25,951,760,000,000	11,411,970,000,000	11,411,970,000,000	14,539,790,000,000
2,130,896,000,000	28,589,656,000,000	13,102,710,000,000	13,102,710,000,000	15,486,946,000,000
1,490,931,000,000	32,690,887,000,000	13,654,777,000,000	13,654,777,000,000	19,036,110,000,000
945,922,000,000	15,113,134,000,000	14,167,212,000,000	14,167,212,000,000	19,942,219,000,000
329,426,000,000	10,037,294,000,000	8,332,119,000,000	8,332,119,000,000	1,705,175,000,000
252,630,000,000	10,225,322,000,000	8,498,500,000,000	8,498,500,000,000	1,726,822,000,000
695,490,000,000	10,922,788,000,000	9,286,332,000,000	9,286,332,000,000	1,636,456,000,000
990,445,000,000	11,851,182,000,000	10,172,506,000,000	10,172,506,000,000	1,678,676,000,000
1,035,285,000,000	12,417,013,000,000	10,935,707,000,000	10,935,707,000,000	1,481,306,000,000
760,673,000,000	12,108,114,000,000	11,347,441,000,000	11,347,441,000,000	1,166,762,000,000
1,224,807,000,000	2,889,501,000,000	1,167,536,000,000	1,167,536,000,000	1,721,965,000,000
1,206,059,000,000	2,896,950,000,000	1,146,007,000,000	1,146,007,000,000	1,750,943,000,000
285,617,000,000	2,907,425,000,000	1,433,406,000,000	1,433,406,000,000	1,474,019,000,000
665,850,000,000	2,922,017,000,000	1,099,157,000,000	1,099,157,000,000	1,822,860,000,000
924,906,000,000	3,374,502,000,000	1,073,275,000,000	1,073,275,000,000	2,301,227,000,000
1,066,467,000,000	2,457,922,000,000	1,391,455,000,000	1,391,455,000,000	2,015,987,000,000
1,760,434,280,304	17,591,706,426,634	8,542,544,481,694	8,542,544,481,694	9,049,161,944,940
2,039,404,206,764	19,037,918,806,473	9,899,940,195,318	9,899,940,195,318	9,137,978,611,155
2,098,168,514,645	19,777,500,514,550	11,271,468,049,958	11,271,468,049,958	8,506,032,464,592
1,211,052,647,953	19,917,653,265,528	11,360,031,396,135	11,360,031,396,135	8,557,621,869,393

Laba Bersih Tahun Berjalan IDR	Aset	Ekuitas	Ekuitas IDR	Liabilitas
1,970,064,538,149	22,276,160,695,411	12,834,694,090,515	12,834,694,090,515	9,441,466,604,896
3,244,872,091,221	18,526,961,277,957	15,282,089,186,736	15,282,089,186,736	8,588,315,775,736
127,171,436,363	4,393,810,380,883	2,916,901,120,111	2,916,901,120,111	1,476,909,260,772
236,518,557,420	4,682,083,844,951	3,092,597,379,097	3,092,597,379,097	1,589,486,465,854
168,610,282,478	4,452,166,671,985	3,227,671,047,731	3,227,671,047,731	1,224,495,624,254
281,340,682,456	4,191,284,422,677	2,849,419,530,726	2,849,419,530,726	1,341,864,891,951
432,247,722,254	4,130,321,616,083	2,681,158,538,764	2,681,158,538,764	1,449,163,077,319
333,300,420,963	2,726,731,996,244	2,393,431,575,281	2,393,431,575,281	1,550,086,849,761
15,954,632,472	1,771,365,972,009	1,040,576,552,571	1,040,576,552,571	730,789,419,438
957,169,058	1,820,383,352,812	1,035,820,381,000	1,035,820,381,000	784,562,971,811
5,415,741,808	1,768,660,546,754	961,981,659,335	961,981,659,335	806,678,887,419
29,707,421,605	1,970,428,120,056	992,485,493,010	992,485,493,010	977,942,627,046
86,635,603,936	2,042,199,577,083	1,073,965,710,489	1,073,965,710,489	968,233,866,594
2,306,736,526	1,069,585,954,411	1,067,279,217,885	1,067,279,217,885	772,343,255,862
31,954,131,252	747,293,725,435	339,236,007,000	339,236,007,000	408,057,718,435
44,943,627,899	790,845,543,826	380,381,947,966	380,381,947,966	410,463,595,860
42,520,246,722	773,863,042,440	406,954,570,727	406,954,570,727	366,908,471,713
84,524,160,228	889,125,250,792	541,837,229,228	541,837,229,228	347,288,021,564
74,865,302,076	1,033,289,474,829	590,753,527,421	590,753,527,421	442,535,947,408
78,089,597,225	895,033,378,117	816,943,780,892	816,943,780,892	465,795,522,143
597,773,000,000	29,310,310,000,000	12,249,205,000,000	12,249,205,000,000	17,061,105,000,000
898,698,000,000	27,787,527,000,000	10,933,057,000,000	10,933,057,000,000	16,854,470,000,000
1,539,798,000,000	35,026,171,000,000	12,523,680,000,000	12,523,680,000,000	22,502,490,000,000
2,829,418,000,000	40,345,003,000,000	14,417,829,000,000	14,417,829,000,000	25,927,174,000,000
5,504,956,000,000	42,600,814,000,000	19,247,803,000,000	19,247,803,000,000	23,353,011,000,000
917,870,000,000	19,989,733,000,000	19,071,863,000,000	19,071,863,000,000	20,644,500,000,000
86,770,969,000	11,296,112,298,000	4,069,182,342,000	4,069,182,342,000	7,226,929,956,000
12,081,959,000	11,845,204,657,000	4,068,567,272,000	4,068,567,272,000	7,776,637,385,000
580,854,940,000	12,775,930,059,000	4,870,786,420,000	4,870,786,420,000	7,905,143,639,000
1,526,870,874,000	13,850,610,076,000	6,107,507,765,000	6,107,507,765,000	7,743,102,311,000

Saham Beredar	Price	Ajusted Price	Dividend Per Share	Market Value	EPS
1,924,688,333	11,825	11,825	336	22,759,439,537,725	747
1,924,688,333	14,575	14,575	49	28,052,332,453,475	110
1,924,688,333	12,325	12,325	195	23,721,783,704,225	433
1,924,688,333	9,500	9,500	461	18,284,539,163,500	1,024

Saham Beredar	Price	Ajusted Price	Dividend Per Share	Market Value	EPS
1,924,688,333	8,025	8,025	404	15,445,623,872,325	897
1,924,688,333	7,025	7,025	165	13,520,935,539,325	85
589,896,800	920	920	-	542,705,056,000	90
589,896,800	1,045	1,045	-	616,442,156,000	142
589,896,800	1,460	1,460	-	861,249,328,000	230
589,896,800	3,290	3,290	-	1,940,760,472,000	451
589,896,800	7,175	7,175	-	4,232,509,540,000	619
589,896,800	9,675	9,675	-	5,707,251,540,000	86
3,000,000,000	1,675	1,675	100	5,025,000,000,000	135
3,000,000,000	1,050	1,050	38	3,150,000,000,000	102
3,000,000,000	1,030	1,030	38	3,090,000,000,000	92
3,000,000,000	995	995	68	2,985,000,000,000	127
3,000,000,000	1,600	1,600	68	4,800,000,000,000	174
3,000,000,000	1,600	1,600	80	4,800,000,000,000	87
4,498,997,362	96	96	5	431,903,746,752	11
4,498,997,362	103	103	6	463,396,728,286	14
4,498,997,362	99	99	6	445,400,738,838	14
4,498,997,362	179	179	8	805,320,527,798	19
4,498,997,362	226	226	8	1,016,773,403,812	20
4,498,997,362	278	278	10	1,250,721,266,636	88
5,885,000,000	346	346	4	2,036,210,000,000	11
5,885,000,000	374	374	-	2,200,990,000,000	13
5,885,000,000	302	302	7	1,777,270,000,000	7
5,885,000,000	290	290	35	1,706,650,000,000	17
5,885,000,000	306	306	20	1,800,810,000,000	21
5,885,000,000	402	402	20	2,365,770,000,000	89
595,000,000	1,375	1,375	100	818,125,000,000	169
595,000,000	1,670	1,670	100	993,650,000,000	360
595,000,000	1,785	1,785	100	1,062,075,000,000	318
595,000,000	1,875	1,875	100	1,115,625,000,000	314
595,000,000	1,980	1,980	100	1,178,100,000,000	371
595,000,000	1,845	1,845	100	1,097,775,000,000	90
12,000,000,000	284	284	-	3,408,000,000,000	5
12,000,000,000	505	505	-	6,060,000,000,000	11
12,000,000,000	500	500	5	6,000,000,000,000	11
12,000,000,000	470	470	1	5,640,000,000,000	15
12,000,000,000	555	555	2	6,660,000,000,000	16
12,000,000,000	710	710	5	8,520,000,000,000	91
16,398,000,000	7,225	7,225	118	118,475,550,000,000	278

Saham Beredar	Price	Ajusted Price	Dividend Per Share	Market Value	EPS
16,398,000,000	6,500	6,500	81	106,587,000,000,000	222
16,398,000,000	6,525	6,525	112	106,996,950,000,000	234
16,398,000,000	5,950	5,950	108	97,568,100,000,000	221
16,398,000,000	5,650	5,650		92,648,700,000,000	179
16,398,000,000	5,025	5,025	30	82,399,950,000,000	92
800,659,050	5,500	5,500	478	4,403,624,775,000	422
800,659,050	6,800	6,800	390	5,444,481,540,000	397
800,659,050	4,400	4,400	250	3,522,899,820,000	155
800,659,050	3,740	3,740	300	2,994,464,847,000	235
800,659,050	3,830	3,830	325	3,066,524,161,500	288
800,659,050	3,530	3,530	281	2,826,326,446,500	93
10,599,842,400	410	410	10	4,345,935,384,000	40
10,599,842,400	460	460	5	4,875,927,504,000	17
10,599,842,400	610	610	13	6,465,903,864,000	45
10,599,842,400	500	500	20	5,299,921,200,000	69
10,599,842,400	600	600	30	6,359,905,440,000	114
10,599,842,400	555	555	22	5,882,912,532,000	94
480,000,000	4,060	4,060	150	1,948,800,000,000	373
480,000,000	3,800	3,800	75	1,824,000,000,000	324
480,000,000	2,620	2,620	250	1,257,600,000,000	567
480,000,000	7,650	7,650	280	3,672,000,000,000	859
480,000,000	6,750	6,750	470	3,240,000,000,000	1,047
480,000,000	5,525	5,525	-	2,652,000,000,000	95
2,374,834,620	183	750	11	1,780,802,586,011	38
2,378,405,500	235	962	12	2,288,706,745,199	44
2,419,438,170	251	1,024	1	2,476,434,035,352	16
9,677,752,680	181	181	1	1,751,673,235,080	1
9,677,752,680	103	103	1	996,808,526,040	0
9,677,752,680	173	173	2	1,674,251,213,640	96
11,661,908,000	10,450	10,450	137	121,866,938,600,000	392
11,661,908,000	11,150	11,150	215	130,030,274,200,000	432
11,661,908,000	9,575	9,575	215	111,662,769,100,000	565
11,661,908,000	8,700	8,700	215	101,458,599,600,000	548
11,661,908,000	10,000	10,000	188	116,619,080,000,000	393
11,661,908,000	10,575	10,575	-	123,324,677,100,000	97
8,780,426,500	7,450	7,450	171	65,414,177,425,000	474
8,780,426,500	7,925	7,925	278	69,584,880,012,500	559
8,780,426,500	6,850	6,850	278	60,145,921,525,000	735
8,780,426,500	6,325	6,325	278	55,536,197,612,500	870

Saham Beredar	Price	Ajusted Price	Dividend Per Share	Market Value	EPS
8,780,426,500	6,725	6,725	257	59,048,368,212,500	724
8,780,426,500	6,450	6,450	-	56,633,750,925,000	98
11,726,575,201	2,150	2,150	100	25,212,136,682,150	185
11,726,575,201	1,535	1,535	20	18,000,292,933,535	151
11,726,575,201	1,465	1,465	40	17,179,432,669,465	78
11,726,575,201	1,720	1,720	60	20,169,709,345,720	172
11,726,575,201	1,295	1,295	50	15,185,914,885,295	121
11,726,575,201	1,180	1,180	-	13,837,358,737,180	99
6,822,863,965	1,250	1,250	19	8,528,579,956,250	49
6,822,863,965	1,485	1,485	15	10,131,952,988,025	37
6,822,863,965	1,375	1,375	20	9,381,437,951,875	102
6,822,863,965	1,185	1,185	51	8,085,093,798,525	145
6,822,863,965	1,015	1,015	53	6,925,206,924,475	152
6,822,863,965	890	890	39	6,072,348,928,850	100
2,107,000,000	16,000	16,000	583	33,712,000,000,000	581
2,107,000,000	15,500	15,500	47	32,658,500,000,000	572
2,107,000,000	9,700	9,700	475	20,437,900,000,000	136
2,107,000,000	7,800	7,800	451	16,434,600,000,000	316
2,107,000,000	8,950	8,950	355	18,857,650,000,000	439
2,107,000,000	7,750	7,750	396	16,329,250,000,000	101
22,358,699,725	2,620	2,620	29	58,579,793,279,500	77
22,358,699,725	2,050	2,050	30	45,835,334,436,250	89
22,358,699,725	2,710	2,710	52	60,592,076,254,750	92
22,358,699,725	2,040	2,040	21	45,611,747,439,000	53
22,358,699,725	2,500	2,500	35	55,896,749,312,500	87
22,358,699,725	2,490	2,490	55	55,673,162,315,250	102
6,186,488,888	1,200	1,200	10	7,423,786,665,600	28
6,186,488,888	1,300	1,300	26	8,042,435,554,400	49
6,186,488,888	1,360	1,360	48	8,413,624,887,680	35
6,186,488,888	1,360	1,360	60	8,413,624,887,680	45
6,186,488,888	1,320	1,320	107	8,166,165,332,160	70
6,186,488,888	1,150	1,150	88	7,114,462,221,200	103
1,726,003,217	695	695	-	1,199,572,235,815	8
1,726,003,217	410	410	-	707,661,318,970	2
1,726,003,217	324	324	1	559,225,042,308	6
1,730,103,217	360	360	4	622,837,158,120	17
1,730,103,217	378	378	10	653,979,016,026	50
1,730,103,217	314	314	-	543,252,410,138	104
690,740,500	150	1,500	9	1,036,110,750,000	46

Saham Beredar	Price	Ajusted Price	Dividend Per Share	Market Value	EPS
690,740,500	161	1,610	15	1,112,092,205,000	65
690,740,500	157	1,565	15	1,081,008,882,500	62
690,740,500	242	2,420	48	1,671,592,010,000	122
690,740,500	195	1,950	27	1,346,943,975,000	109
6,907,405,000	282	282	5	1,947,888,210,000	105
2,872,193,366	4,050	4,050	750	11,632,383,132,300	208
2,872,193,366	4,140	4,140	-	11,890,880,535,240	313
2,872,193,366	4,150	4,150	345	11,919,602,468,900	536
2,872,193,366	4,360	4,360	310	12,522,763,075,760	984
2,872,193,366	4,950	4,950	370	14,217,357,161,700	1,915
2,872,193,366	4,000	4,000	95	11,488,773,464,000	106
9,525,000,000	1,250	1,250	3	11,906,250,000,000	9
9,525,000,000	845	845	-	8,048,625,000,000	1
9,525,000,000	1,250	1,250	30	11,906,250,000,000	61
9,525,000,000	965	965	80	9,191,625,000,000	159
9,525,000,000	1,470	1,470	155	14,001,750,000,000	193
9,525,000,000	1,045	1,045	-	9,953,625,000,000	107
1,310,000,000	3,750	3,750	-	4,912,500,000,000	195
1,310,000,000	4,500	4,500	76	5,895,000,000,000	368
1,310,000,000	9,500	9,500	-	12,445,000,000,000	480
1,310,000,000	7,550	7,550	-	9,890,500,000,000	471
1,310,000,000	7,650	7,650	-	10,021,500,000,000	477
1,310,000,000	9,375	9,375	-	12,281,250,000,000	108
5,342,098,939	854	854	25	4,562,152,493,906	142
5,342,098,939	982	982	25	5,245,941,158,098	124
5,342,098,939	923	923	25	4,930,757,320,697	127
5,342,098,939	785	785	90	4,193,547,667,115	149
5,342,098,939	686	686	20	3,664,679,872,154	150
6,025,373,372	695	695	40	4,187,634,493,540	109
918,492,750	3,350	3,350	239	3,076,950,712,500	337
918,492,750	4,850	4,850	320	4,454,689,837,500	466
918,492,750	7,275	7,275	360	6,682,034,756,250	521
918,492,750	7,000	7,000	295	6,429,449,250,000	524
918,492,750	7,100	7,100	355	6,521,298,525,000	521
918,492,750	6,450	6,450	312	5,924,278,237,500	110
11,553,528,000	1,350	1,350	12	15,597,262,800,000	60
11,553,528,000	1,680	1,680	12	19,409,927,040,000	89
11,553,528,000	1,600	1,600	85	18,485,644,800,000	95
11,553,528,000	1,570	1,570	25	18,139,038,960,000	110

Saham Beredar	Price	Ajusted Price	Dividend Per Share	Market Value	EPS
11,553,528,000	1,475	1,475	30	17,041,453,800,000	83
11,553,528,000	1,600	1,600	40	18,485,644,800,000	111

ROA	DER	DPR	PBV
0.05662	0.37908	0.44956	1.16868
0.00903	0.42130	0.44671	1.47811
0.03217	0.44335	0.45051	1.23244
0.06801	0.43591	0.45009	0.86365
0.06127	0.31498	0.45035	0.69440
0.04600	0.27831	1.93753	0.59917
0.06009	0.82870	0.00000	1.12615
0.10200	0.44800	0.00000	1.08541
0.14163	0.36871	0.00000	1.22946
0.20379	0.34469	0.00000	2.00116
0.22179	0.23280	0.00000	3.17081
0.18620	0.20544	0.00000	3.29936
0.14606	0.19701	0.74289	2.17539
0.10437	0.26956	0.37157	1.35976
0.09457	0.18573	0.41385	1.25692
0.12164	0.14815	0.53569	1.09419
0.15342	0.11810	0.39000	1.57364
0.14737	0.13205	0.91785	1.39264
0.01487	1.76643	0.46816	0.35215
0.02134	1.33387	0.44085	0.36053
0.02264	1.24104	0.43197	0.33687
0.03064	1.15697	0.43220	0.58033
0.02932	1.19624	0.40465	0.70363
0.06054	1.09124	0.11343	0.78596
0.06168	0.13423	0.40361	2.29970
0.07258	0.13057	0.00000	2.35301
0.04053	0.13014	0.93583	1.84803
0.08722	0.12167	2.05882	1.66858
0.11282	0.14161	0.97087	1.91280
0.11798	0.14285	0.22432	2.48338
0.07926	0.19691	0.59277	0.83769
0.15466	0.23140	0.27785	0.87833

ROA	DER	DPR	PBV
0.11605	0.24269	0.31495	0.84244
0.11021	0.22346	0.31807	0.80413
0.12844	0.10854	0.26959	0.76004
0.08552	0.15300	1.10914	0.66844
0.07586	0.31229	0.00000	5.36289
0.10501	0.62488	0.00000	7.90814
0.10128	0.46515	0.45208	6.70581
0.13404	0.34605	0.06640	5.63110
0.10918	0.48060	0.10129	5.50790
0.17626	0.51608	0.05540	5.62530
0.16464	0.42565	0.42486	6.10977
0.12374	0.39301	0.36544	5.05832
0.12342	0.33446	0.47802	4.58237
0.10210	0.40939	0.48909	3.87945
0.07354	0.51355	0.00000	3.51912
0.07899	0.51582	0.32552	3.04860
0.22194	0.18639	1.13206	3.42918
0.22287	0.17504	0.98224	4.48636
0.10074	0.20167	1.61374	3.45417
0.14365	0.27723	1.27730	2.96482
0.17600	0.30617	1.13032	3.06415
0.17602	0.29284	3.01632	3.02470
0.03640	2.20826	0.25208	1.18775
0.01533	2.11417	0.29446	1.30666
0.03379	1.27122	0.27796	1.03774
0.05394	0.95178	0.29155	0.75439
0.07857	0.88198	0.26350	0.77939
0.08649	0.81995	0.23364	0.66179
0.02768	2.96640	0.40240	1.22954
0.02661	2.64495	0.23115	1.12368
0.04417	2.31710	0.44102	0.67416
0.05723	2.33286	0.32578	1.67974
0.07098	1.75675	0.44874	1.24138
0.12670	1.83116	0.00000	1.00757
0.11886	0.34746	0.28963	3.16212
0.12222	0.32282	0.27517	3.56737
0.04194	0.36882	0.06361	3.73767
0.01267	0.47925	0.75758	2.61967

ROA	DER	DPR	PBV
0.00011	0.21341	5.26316	1.49031
-0.00512	0.58137	0.02080	2.53071
0.13556	0.51349	0.34916	5.36690
0.13847	0.45136	0.49760	4.87532
0.07162	1.05867	0.38065	2.21914
0.06691	1.15750	0.39247	1.85401
0.04963	1.00626	0.47793	2.02911
0.11995	0.92044	0.00000	1.98578
0.05140	0.93397	0.36039	1.31046
0.06136	0.77480	0.49733	1.28379
0.05365	1.06142	0.37811	0.76001
0.06247	1.07032	0.31940	0.64106
0.05095	0.92723	0.35485	0.63070
0.10266	0.85725	0.00000	0.56372
0.09780	1.25536	0.54089	2.46819
0.07480	1.19992	0.13286	1.57233
0.03862	1.27408	0.51171	1.50539
0.07453	1.18197	0.34787	1.53935
0.04561	1.39410	0.41295	1.11213
0.06259	1.40763	0.00000	0.97672
0.03282	0.20465	0.39119	1.02358
0.02471	0.20319	0.40312	1.19220
0.06367	0.17622	0.19606	1.01024
0.08357	0.16502	0.35105	0.79480
0.08338	0.13546	0.34889	0.63327
0.06282	0.10282	0.38938	0.53513
0.42388	1.47487	1.00310	28.87448
0.41632	1.52786	0.08213	28.49764
0.09824	1.02833	3.50347	14.25828
0.22787	1.65842	1.42891	14.95200
0.27409	2.14412	0.80884	17.57019
0.43389	1.44883	3.91459	11.73538
0.10007	1.05931	0.37780	6.85742
0.10712	0.92303	0.33746	4.62986
0.10609	0.75465	0.56424	5.37570
0.06080	0.75331	0.39570	4.01511
0.08844	0.73562	0.40290	4.35513
0.17514	0.56199	0.53837	3.64303

ROA	DER	DPR	PBV
0.02894	0.50633	0.35041	2.54509
0.05052	0.51396	0.52888	2.60054
0.03787	0.37937	1.39499	2.60672
0.06713	0.47093	1.32366	2.95275
0.10465	0.54050	1.52497	3.04576
0.12223	0.64764	0.84984	2.97249
0.00901	0.70229	0.00000	1.15280
0.00053	0.75743	0.00000	0.68319
0.00306	0.83856	0.20033	0.58133
0.01508	0.98535	0.20480	0.62755
0.04242	0.90155	0.20004	0.60894
0.00216	0.72366	0.00000	0.50901
0.04276	1.20287	0.19359	3.05425
0.05683	1.07908	0.23031	2.92362
0.05495	0.90160	0.24366	2.65634
0.09506	0.64095	0.39225	3.08504
0.07245	0.74910	0.24816	2.28004
0.08725	0.57017	0.04755	2.38436
0.02039	1.39283	3.60629	0.94964
0.03234	1.54161	0.00000	1.08761
0.04396	1.79680	0.64397	0.95177
0.07013	1.79827	0.31498	0.86856
0.12922	1.21328	0.19320	0.73865
0.04592	1.08246	0.89488	0.60239
0.00768	1.77602	0.30000	2.92596
0.00102	1.91139	0.00000	1.97825
0.04546	1.62297	0.49554	2.44442
0.11024	1.26780	0.50280	1.50497
0.13229	1.16787	0.80244	2.17285
0.20664	4.93501	0.00000	5.00192
0.09695	0.59816	0.00000	2.98380
0.16748	0.34151	0.20721	2.74440
0.18226	0.29016	0.00000	4.65530
0.15757	0.18734	0.00000	2.99635
0.13604	0.16860	0.00000	2.55104
0.15919	0.13094	0.00000	2.53352
0.04678	2.41581	0.17625	0.95370
0.03807	2.23760	0.20148	0.97819

ROA	DER	DPR	PBV
0.03503	2.29967	0.19697	0.83730
0.03756	2.24751	0.60496	0.64592
0.03385	2.46499	0.13344	0.53638
0.06945	2.15540	0.36643	0.51051
0.09141	1.79321	0.70869	2.46580
0.14300	1.15221	0.68606	3.20021
0.14235	1.10297	0.69094	4.17974
0.14134	0.93342	0.56320	3.65187
0.11437	1.04458	0.68194	3.18845
0.16699	1.07513	2.83224	2.69242
0.12628	0.16354	0.19868	3.26647
0.15675	0.16857	0.13430	3.43226
0.12676	0.83074	0.89304	3.86588
0.17238	0.44155	0.22715	3.53028
0.13089	0.26684	0.36075	2.92674
0.15066	0.12517	0.35984	2.76443



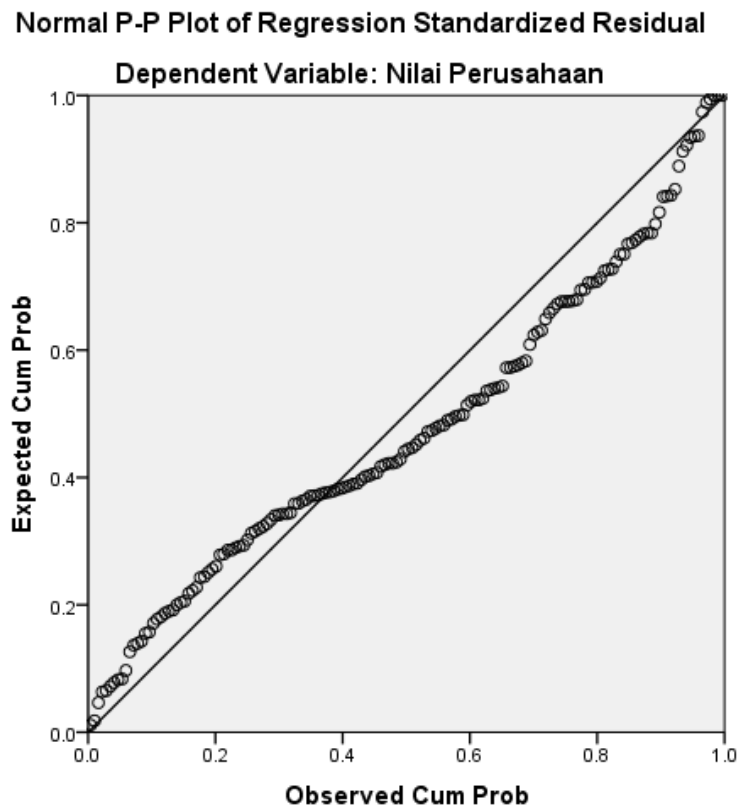
Lampiran 2 Hasil Output SPSS

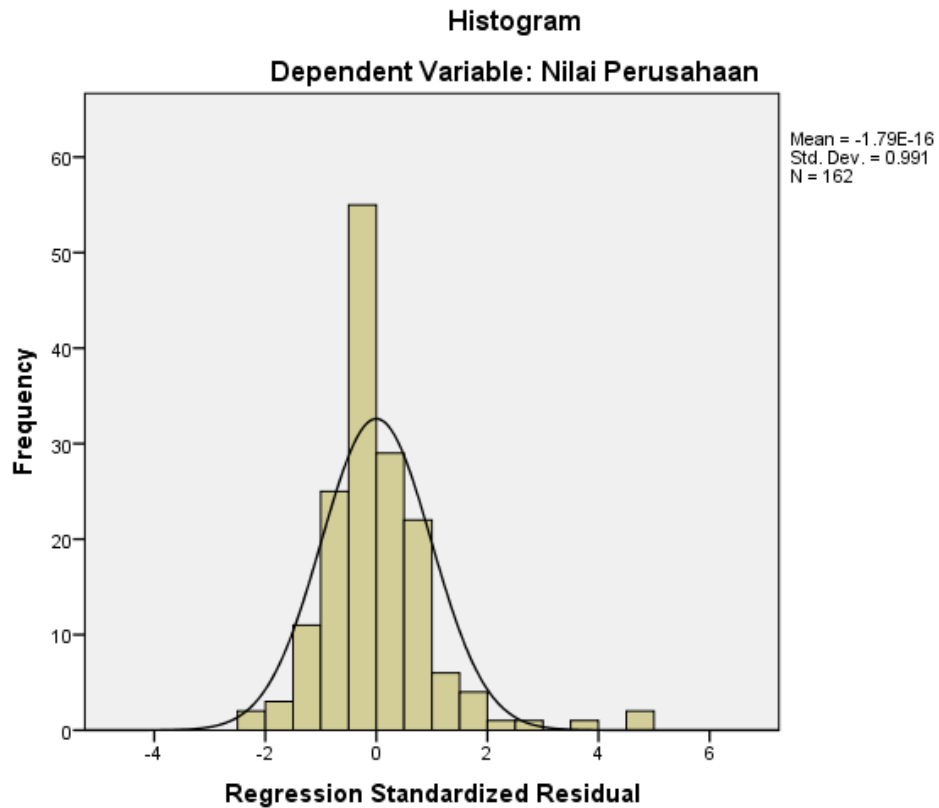
1. Deskripsi Data

Statistics					
		Profitabilitas	Struktur Modal	Kebijakan Deviden	Nilai Perusahaan
N	Valid	162	162	162	162
	Missing	0	0	0	0
Mean		.095329	.860725	.534991	2.862139
Median		.083475	.674965	.365935	1.993470
Mode		-.0051 ^a	.1028 ^a	.0000	.3369 ^a
Std. Deviation		.0715282	.7287000	.7407218	3.8179588
Variance		.005	.531	.549	14.577
Range		.4390	4.8322	5.2632	28.5376
Minimum		-.0051	.1028	.0000	.3369
Maximum		.4339	4.9350	5.2632	28.8745
Sum		15.4433	139.4375	86.6685	463.6665

a. Multiple modes exist. The smallest value is shown

- 2. Uji Persyaratan Analisis
 - a. Uji normalitas





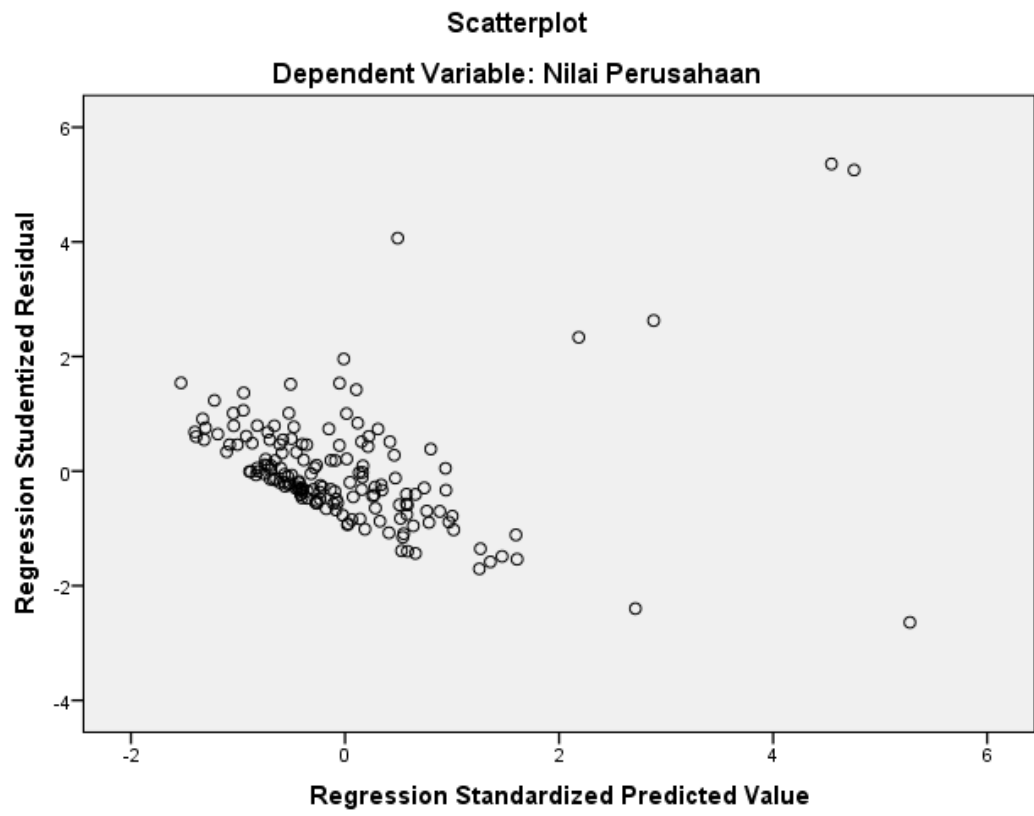
b. Uji Multikolonieritas

Coefficients^a

Model	Unstandardized Coefficients		Collinearity Statistics		
	B	Std. Error	Tolerance	VIF	
1	(Constant)	-1.758	.456		
	Profitabilitas	38.507	2.927	.965	1.036
	Struktur Modal	.868	.284	.985	1.015
	Kebijakan Deviden	.379	.281	.973	1.027

a. Dependent Variable: Nilai Perusahaan

c. Uji Heteroskedastisitas



M
B
A
N
G
U
N
A
N
J
A

3. Regresi Linier Berganda

Variables Entered/Removed^a

Model	Variables Entered	Variables Removed	Method
1	Kebijakan Deviden, Struktur Modal, Profitabilitas ^b	.	Enter

a. Dependent Variable: Nilai Perusahaan

b. All requested variables entered.

Model Summary

Model	R	R Square	Adjusted R Square	Std. Error of the Estimate
1	.736 ^a	.541	.533	2.6098540

a. Predictors: (Constant), Kebijakan Deviden, Struktur Modal, Profitabilitas

ANOVA^a

Model		Sum of Squares	df	Mean Square	F	Sig.
1	Regression	1270.675	3	423.558	62.184	.000 ^b
	Residual	1076.191	158	6.811		
	Total	2346.866	161			

a. Dependent Variable: Nilai Perusahaan

b. Predictors: (Constant), Kebijakan Deviden, Struktur Modal, Profitabilitas

Coefficients^a

Model		Unstandardized Coefficients		Standardized Coefficients	t	Sig.
		B	Std. Error	Beta		
1	(Constant)	-1.758	.456		-3.859	.000
	Profitabilitas	38.507	2.927	.721	13.155	.000
	Struktur Modal	.868	.284	.166	3.052	.003
	Kebijakan Deviden	.379	.281	.073	1.346	.180

a. Dependent Variable: Nilai Perusahaan